



www.stv-fsg.ch

Rangliste Trampolin

19. Schloss Cup

Hellmatt, Möriken-Wildegg

26.-27.03.2022



20. Schloss Cup *Event subtitle*
Individual trampoline – Open Men – Final

				S1	S2	S3	S4	S5	S6	S7	S8	S9	S10	L	E	D	HD	ToF	Total	Score	
1.	M. SOUSA ALVES	Gonçalo	FSG	2004	2	4	4	1	4	2	2	4	4	4	2	16.7	14.6	9.10	TMD: 15.895	56.295	56.295
2.	PROGIN	Simon	FSG	1990	4	5	5	6	6	5	4	4	4	6	4	14.7	15.8	9.50	TMD: 15.715	55.715	55.715
3.	WALDNER	Luc	TV Grenchen	2002	3	4	4	2	6	6	6	4	4	6	2	15.3	13.5	9.20	TMD: 15.370	53.370	53.370
4.	WYSS	Noa	TV Grenchen	2004	6	6										2.8	3.1	1.80	TMD: 3.375	11.075	11.075

Generated by sporttech.io official scoring system at **Mar 26, 2022 2:34:04 PM**. Live results at www.sporttech.io/explore.





20. Schloss Cup *Event subtitle*
 Individual trampoline – Open Men – Qualification

				S1	S2	S3	S4	S5	S6	S7	S8	S9	S10	L	E	D	HD	ToF	Total	Score	
1.	PROGIN	Simon	FSG	1990	4										1.6	2.0	1.00	TMD:	6.350	57.035	
			Aigle-Alliance - CRT		4	6	4	4	4	3	2	4	4	5	15.6	15.8	9.60	TMD:	57.035		
																		TMD:	16.035		
2.	M. SOUSA ALVES	Gonçalo	FSG	2004	2	2	4	1	4	2	2	4	4	4	0	17.1	14.4	9.30	TMD:	56.210	56.210
			Aigle-Alliance - CRT															TMD:	15.410	0	
3.	WALDNER	Luc	TV Grenchen	2002	4	6	6								4.4	3.4	2.50	TMD:	15.205	54.125	
					2	4	4	2	4	5	4	6	4	4	2	15.9	13.5	9.10	TMD:	54.125	
																		TMD:	15.625		
4.	WYSS	Noa	TV Grenchen	2004	0	4	3	4	3	2	4	5	8	8	1	15.8	12.0	8.80	TMD:	51.645	51.645
					4	4	4	4								6.4	5.8	3.60	TMD:	22.090	
																		TMD:	6.290		

Generated by sporttech.io official scoring system at **Mar 26, 2022 2:16:56 PM**. Live results at www.sporttech.io/explore.





20. Schloss Cup *Event subtitle*
Individual trampoline – Open Ladies – Final

				S1	S2	S3	S4	S5	S6	S7	S8	S9	S10	L	E	D	HD	ToF	Total	Score
1.	KURMANN Larissa	TV Mettmenstetten - ZTV	2003	3	4	6	2	4	2	4	5	4	4	2	16.0	11.2	9.50	TMD: 14.670	51.370	51.370
2.	MORET Lucie	FSG Actigym Ecublens - CRT	2005	4	2	4	4	7	4	4	2	4	4	2	15.9	11.3	9.50	TMD: 14.095	50.795	50.795
3.	BITTERLI Lavinia	TV Liestal - NKL	2004	4	4	4	2	1	2	4	6	4	4	2	16.3	10.5	9.50	TMD: 13.985	50.285	50.285

Generated by sporttech.io official scoring system at **Mar 26, 2022 2:27:35 PM**. Live results at www.sporttech.io/explore.





20. Schloss Cup *Event subtitle*
Individual trampoline – Open Ladies – Qualification

				S1	S2	S3	S4	S5	S6	S7	S8	S9	S10	L	E	D	HD	ToF	Total	Score	
1.	KURMANN	Larissa	TV Mettmenstetten - ZTV	2003	2	3	4	2	6							8.3	5.5	4.70	TMD: 25.945	51.395	
					2	1	4	0	4	2	4	4	4	4	16.7	10.8	9.30	7.445	51.395		
																		TMD: 14.595			
2.	MORET	Lucie	FSG Actigym Ecublens - CRT	2005	4	2	4	6	7	6	5	4	3	4	2	15.3	11.3	9.10	TMD: 49.690	51.005	
					2	0	4	4	6	5	4	2	4	6	2	16.1	11.3	9.40	13.990	51.005	
																		TMD: 14.205			
3.	BITTERLI	Lavinia	TV Liestal - NKL	2004	4	5	2	2	0	4	4	6	4	4	0	16.5	10.0	9.30	TMD: 49.805	49.805	
					4	4	4	2	1	2	4	7	5	6	0	16.1	10.5	8.80	14.005	49.150	
																		TMD: 13.750			
4.	WINKLER	Céline	STV Winterthur	1996	4	8	6	8	8	8	5	7	7	9	20	11.0	10.2	9.20	TMD: 44.305	47.430	
					4	4	4	7	6	8	9	8	6	8	2	13.4	10.3	9.60	13.905	47.430	
																		TMD: 14.130			
5.	LEUENBERGER	Silvana	TV Liestal - NKL	2004	6	6	6	4	4	6	2	4	4	6	2	15.0	9.1	9.10	TMD: 47.230	47.230	
					6	2	6	6	6	5	4	4	4	6	20	13.1	9.1	9.30	14.030	45.645	
																		TMD: 14.145			
6.	REICHLIN	Alenka	STV Luzern	1999	10											1.0	1.3	1.00	TMD: 4.785	45.335	
					9	9	6	10	10	4	4	6	8	8	3	12.3	10.0	9.30	1.485	45.335	
																		TMD: 13.735			

Generated by sporttech.io official scoring system at Mar 26, 2022 2:11:25 PM. Live results at www.sporttech.io/explore.





20. Schloss Cup *Event subtitle*
Individual trampoline – U15 Elite Boys – Final

					S1	S2	S3	S4	S5	S6	S7	S8	S9	S10	L	E	D	HD	ToF	Total	Score
1.	MESCE	Léo	FSG Aigle-Alliance - CRT	2009	4	4	4	6	6	4	6	4	4	4	0	15.4	10.0	9.20	TMD: 14.855	49.455	49.455
2.	LOCHER	Elia	TV Liestal - NKL	2008	5	6	8	4	5	8	6	6	4	6	0	14.2	10.4	9.20	TMD: 14.310	48.110	48.110
3.	SCHERER	Jonas	TV Mettmenstetten - ZTV	2009	6	6	7	10	6	8	4	5	6	8	6	12.8	6.4	9.20	TMD: 12.065	40.465	40.465

Generated by sporttech.io official scoring system at **Mar 26, 2022 2:25:49 PM**. Live results at www.sporttech.io/explore.





20. Schloss Cup *Event subtitle*
 Individual trampoline – U15 Elite Boys – Qualification




					S1	S2	S3	S4	S5	S6	S7	S8	S9	S10	L	E	D	HD	ToF	Total	Score
1.	MESCE	Léo	FSG Aigle- Alliance - CRT	2009	0	2	2	0	2	4	4	3	3	2	2	17.6		9.60	TMD:	43.045	92.565
					4	3	4	6	6	4	6	5	7	4	1	15.0	10.0	9.60	15.845	49.520	
																			TMD:		
																			14.920		
2.	LOCHER	Elia	TV Liestal - NKL	2008	0	2	2	2	3	4	3	4	4	4	0	17.2		9.40	TMD:	41.580	90.055
					4	2	4	4	5	6	6	6	4	6	2	15.1	10.4	8.80	14.980	48.475	
																			TMD:		
																			14.175		
3.	SCHERER	Jonas	TV Mettmenstetten - ZTV	2009	4	4	4	6	6	8	6	6	5	6	1	14.4		9.20	TMD:	36.130	78.710
					6	6	6	5	4	8	4	5	8	7	4	13.7	7.0	9.40	12.530	42.580	
																			TMD:		
																			12.480		
4.	DE PELLEGRIN	Jamie	TV Grenchen	2008	3	2	4	4	6	6	4	6				12.5		7.40	TMD:	30.825	74.115
					6	4	8	6	6	6	8	8	8	8	3	12.9	7.8	9.40	10.925	43.290	
																			TMD:		
																			13.190		

Generated by sporttech.io official scoring system at **Mar 26, 2022 2:10:09 PM**. Live results at www.sporttech.io/explore.





20. Schloss Cup *Event subtitle*
Individual trampoline – U15 Elite Girls – Final

				S1	S2	S3	S4	S5	S6	S7	S8	S9	S10	L	E	D	HD	ToF	Total	Score	
1.	WIDMER	Livia	 TV Liestal - NKL	2009	4	4	4	4	4	4	6	4	4	6	2	15.4	8.5	9.30	TMD: 13.390	46.590	46.590
2.	MANGOLD	Mia	 TV Liestal - NKL	2009	4	8	6	5	8	10	9	9	8	7	2	12.4	7.8	9.00	TMD: 12.250	41.450	41.450
3.	RÜFENACHT	Sina	 TV Liestal - NKL	2008	6	4	4	6								6.0	4.5	3.60	TMD: 5.890	19.990	19.990

Generated by sporttech.io official scoring system at **Mar 26, 2022 2:20:22 PM**. Live results at www.sporttech.io/explore.





20. Schloss Cup *Event subtitle*
Individual trampoline – U15 Elite Girls – Qualification

				S1	S2	S3	S4	S5	S6	S7	S8	S9	S10	L	E	D	HD	ToF	Total	Score
1.	RÜFENACHT	Sina	TV Liestal - NKL	2008	4	4	4	4	4	4	4	4	4	1	15.9		9.10	TMD: 14.535	39.535	88.130
					6	4	4	4	5	3	4	4	5	2	15.5	9.3	9.60	TMD: 14.195	48.595	
2.	WIDMER	Livia	TV Liestal - NKL	2009	2	2	2	4	6	6	4	4	4	2	16.0		9.30	TMD: 13.570	38.870	85.195
					4	4	4	4	4	4	4	4	5	5	15.4	8.5	9.20	TMD: 13.225	46.325	
3.	MANGOLD	Mia	TV Liestal - NKL	2009	2	4	4	4	4	6	6	4	6	5	15.3		9.60	TMD: 13.365	38.265	82.855
					6	6	6	4	6	8	7	6	6	2	13.7	8.5	9.30	TMD: 13.090	44.590	
4.	STUCKI	Ladina	STV Winterthur - ZTV	2008	4	4	3	6	8	8	8	8	7	6	13.6		9.30	TMD: 11.910	34.810	73.605
					6	5	7	5	8	8	4	8	10	8	11.1	7.0	9.10	TMD: 11.595	38.795	
5.	DORNAY	Victoria	TV Grüningen - ZTV	2008	3	4	3	6	7	7	4	6	4	5	14.9		9.80	TMD: 14.420	39.120	44.080
					8										1.2	1.5	0.80	TMD: 1.460	4.960	

Generated by sporttech.io official scoring system at **Mar 26, 2022 2:02:13 PM**. Live results at www.sporttech.io/explore.





20. Schloss Cup *Event subtitle*
Individual trampoline – U13 Elite Boys – Final

				S1	S2	S3	S4	S5	S6	S7	S8	S9	S10	L	E	D	HD	ToF	Total	Score	
1.	KELLER	Mika	 TV Grenchen	2011	8	6	8	6	5	8	8	5	6	6	2	13.2	8.5	9.50	TMD: 12.930	44.130	44.130
2.	KÄSER	Dario	 TV Grenchen	2010	2	4	2	5	4	6	2	4	7	6	4	15.4	5.9	9.40	TMD: 13.190	43.890	43.890
3.	BÜTTNER	Matteo	TV Stäfa - ZTV	2011	5	6	6	4	6	6	5	4	6	7	2	14.3	7.0	9.10	TMD: 12.935	43.335	43.335
4.	STUCKI	Floris	 STV Winterthur - ZTV	2010	6	4	5	6	4	6	8	6	7	7	2	13.9	7.8	9.80	TMD: 11.610	43.110	43.110

Generated by sporttech.io official scoring system at **Mar 26, 2022 3:24:12 PM**. Live results at www.sporttech.io/explore.





20. Schloss Cup *Event subtitle*
 Individual trampoline – U13 Elite Boys – Qualification

					S1	S2	S3	S4	S5	S6	S7	S8	S9	S10	L	E	D	HD	ToF	Total	Score
1.	KELLER	Mika	TV Grenchen	2011	2	4	3	4	4	6	7	4	6	6	2	15.2		9.50	TMD:	37.950	81.965
					6	4	5	8	8	6	9	5	4	5	3	13.7	7.2	9.80	13.250	44.015	
																			TMD:		
																			13.315		
2.	KÄSER	Dario	TV Grenchen	2010	6	4	6	4	7	4	6	4	6	6	4	14.3		9.30	TMD:	36.820	80.885
					2	2	4	4	4	6	4	5	6	8	4	15.1	6.3	9.70	13.220	44.065	
																			TMD:		
																			12.965		
3.	BÜTTNER	Matteo	TV Stäfa - ZTV	2011	2	5	4	6	4	6	4	4	6	6	4	14.9		9.50	TMD:	36.675	79.460
					6	6	7	4	4	6	5	5	5	6	3	14.3	7.0	9.10	12.275	42.785	
																			TMD:		
																			12.385		
4.	STUCKI	Floris	STV Winterthur - ZTV	2010	2	6	4	6	5	4	2	4	5	6	0	15.6		9.50	TMD:	36.435	77.995
					6	5	8	7	5	6	6	6	6	7	1	13.7	7.0	9.40	11.335	41.560	
																			TMD:		
																			11.460		
5.	STECK	Noël	TV Liestal - NKL	2010	0	2	2	3	4	5	3	4	3	4	0	17.0		9.50	TMD:	39.490	44.635
					4											1.6	1.3	0.90	12.990	5.145	
																			TMD:		
																			1.345		





20. Schloss Cup *Event subtitle*
Individual trampoline – U13 Elite Girls – Final

				S1	S2	S3	S4	S5	S6	S7	S8	S9	S10	L	E	D	HD	ToF	Total	Score	
1.	SULZER	Luna	TV Grüningen - ZTV	2011	6	4	6	4	4	4	6	4	4	6	0	15.2	7.8	9.60	TMD: 12.045	44.645	44.645
2.	STEFFEN	Jade	Chêne Gymnastique Genève	2010	1	4	3	3	3	4	3	4	4	4	2	16.5	5.4	9.40	TMD: 11.530	42.830	42.830
3.	NOTHSTEIN	Marlene	TV Liestal - NKL	2011	6	6	4	4	4	4	3	4	4	6	0	15.5	6.5	9.20	TMD: 11.160	42.360	42.360

Generated by sporttech.io official scoring system at **Mar 26, 2022 3:18:56 PM**. Live results at www.sporttech.io/explore.





20. Schloss Cup *Event subtitle*
 Individual trampoline – U13 Elite Girls – Qualification

					S1	S2	S3	S4	S5	S6	S7	S8	S9	S10	L	E	D	HD	ToF	Total	Score
1.	SULZER	Luna	TV Grüningen - ZTV	2011	0	2	2	2	4	4	2	4	2	4	0	17.4		9.60	TMD: 12.205	39.205 44.425	83.630
					5	4	6	4	4	4	2	2	4	6	2	15.7	7.0	9.70	TMD: 12.025		
2.	NOTHSTEIN	Marlene	TV Liestal - NKL	2011	2	2	4	3	3	3	4	4	4	4	1	16.6		9.30	TMD: 11.765	37.665 42.195	79.860
					6	6	4	4	4	4	4	4	4	6	2	15.2	6.5	9.30	TMD: 11.195		
3.	STEFFEN	Jade	Chêne Gymnastique Genève	2010	4	2	2	3	4	5	4	4	4	4	0	16.4		9.10	TMD: 11.015	36.515 41.765	78.280
					2	3	4	4	4	4	4	5	4	5	1	16.0	5.4	9.50	TMD: 10.865		
4.	JACCARD	Mia	TV Liestal - NKL	2011	3	6	4	6	6	7	8	8	5	7	2	13.8		9.30	TMD: 10.200	33.300 41.385	74.685
					2	4	4	4	4	4	4	6	5	6	1	15.6	5.4	9.40	TMD: 10.985		
5.	VENTURIERE	Viola	TV Liestal - NKL	2011	4	6	4	5	6							7.5		4.90	TMD: 4.855	17.255 22.630	39.885
					4	6	6	8	7	6						8.3	3.2	5.60	TMD: 5.530		

Generated by sporttech.io official scoring system at **Mar 26, 2022 3:03:49 PM**. Live results at www.sporttech.io/explore.





20. Schloss Cup *Event subtitle*
Individual trampoline – National A Men – Final

				S1	S2	S3	S4	S5	S6	S7	S8	S9	S10	L	E	D	HD	ToF	Total	Score	
1.	BECKERT	Tobias	 STV Möriken- Wildegg	1994	4	6	6	6	4	4	6	6	6	0	14.6	10.4	9.20	TMD: 15.195	-0.2 → 49.195	49.195	
2.	BADER	Damien	 FSG Actigym Ecublens	2005	2	2	2	6	4	6	4	4	4	3	16.1	6.8	9.80	TMD: 16.300	49.000	49.000	
3.	WOLFISBERG	Florian	 STV Luzern	2003	6	7	7	4	5	8	6	4	8	10	6	12.9	6.3	9.10	TMD: 14.105	42.405	42.405

Generated by sporttech.io official scoring system at **Mar 26, 2022 3:06:44 PM**. Live results at www.sporttech.io/explore.





20. Schloss Cup *Event subtitle*
 Individual trampoline – National A Men – Qualification









				S1	S2	S3	S4	S5	S6	S7	S8	S9	S10	L	E	D	HD	ToF	Total	Score	
1.	BADER	Damien	FSG Actigym Ecublens	2005	3	2	4	2	4	4	5	4	6	6	2	15.8		9.20	TMD:	41.470	90.830
					2	2	2	2	5	4	6	4	4	3	2	16.4	6.8	9.40	16.470	49.360	16.760
2.	BECKERT	Tobias	STV Möriken- Wildegg	1994	4	5	4	4	4	4	4	4	4	4	0	15.9		9.20	TMD:	37.930	86.500
					4	2	4	4	4	4	6	6	4	4	2	15.6	-2.0	9.20	14.830	48.570	15.370
3.	WOLFISBERG	Florian	STV Luzern	2003	6	4	4	5	5	6	4	6	4	8	2	14.6		9.60	TMD:	38.105	81.625
					6	6	8	4	4	8	6	4	6	8	2	13.8	6.3	9.20	13.905	43.520	14.220
4.	BISSEL	Benjamin	TC Haut- Léman	2000	2	2	2	3	4	4	4	4	4	4	16.3		9.40	15.640	41.340	73.340	
					4	4	4	4	4	4	3					11.3	3.2	6.50	TMD:	32.000	11.000

Generated by sporttech.io official scoring system at **Mar 26, 2022 2:51:01 PM**. Live results at www.sporttech.io/explore.





20. Schloss Cup *Event subtitle*
Individual trampoline – National A Ladies – Final

				S1	S2	S3	S4	S5	S6	S7	S8	S9	S10	L	E	D	HD	ToF	Total	Score	
1.	DALCHER	Anouk	 TV Liestal - NKL	2005	0	1	3	4	6	8	6	4	4	4	1	15.9	6.8	9.60	TMD: 14.085	46.385	46.385
2.	HUNZIKER	Sarah	 TV Grenchen	2002	0	2	3	4	6	4	4	3	2	4	1	16.7	6.4	9.30	TMD: 13.800	46.200	46.200
3.	HUBER	Cynthia	 TV Grenchen	2001	0	2	4	5	5	4	6	0	4	6	3	16.1	5.5	9.60	TMD: 14.075	45.275	45.275
4.	GROSSENBACHER	Tabea	 TV Grenchen	1997	3	4	5	4	4	4	3	5	6	6	3	15.3	5.9	9.70	TMD: 13.860	44.760	44.760
5.	GANSNER	Claudia	 STV Möriken- Wildegg	2000	4	4	3	4	6	4	5	6	4	7	2	15.1	7.1	9.50	TMD: 12.835	44.535	44.535
6.	SCHAAD	Ramona	 TV Grenchen	2000	6	4	5	4	4	4	5	8	6	6	2	14.6	7.5	8.80	TMD: 13.440	44.340	44.340
7.	DI FEDERICO	Chiara	 TC Waltenschwil	1997	6	4	4	4	4	4	4	4	6	6	0	15.4	5.2	9.40	TMD: 13.490	43.490	43.490
8.	GANSNER	Jasmine	 STV Möriken- Wildegg	2002	6	4	4	6	4	6	5	5	6	4	4	14.6	5.3	9.70	TMD: 13.255	42.855	42.855

Generated by sporttech.io official scoring system at **Mar 27, 2022 10:33:47 AM**. Live results at www.sporttech.io/explore.





20. Schloss Cup *Event subtitle*
Individual trampoline – National A Ladies – Qualification

				S1	S2	S3	S4	S5	S6	S7	S8	S9	S10	L	E	D	HD	ToF	Total	Score	
1.	HUNZIKER	Sarah	TV Grenchen	2002	2 2	2 2	4 6	0 7	4 7	4 4	3 2	4 3	4 4	2 2	16.9 15.7		9.80 6.4 9.70	TMD: 14.075 TMD: 14.005	40.775 45.805	86.580	
2.	DALCHER	Anouk	TV Liestal - NKL	2005	3 2	2 2	1 3	3 4	4 4	4 3	6 4	4 4	4 4	3 1	16.1 16.5		9.50 6.8 9.60	TMD: 14.035 TMD: 13.950	39.635 46.850	86.485	
3.	SCHAAD	Ramona	TV Grenchen	2000	2 2	3 2	4 4	4 4	2 4	5 4	6 2	4 4	4 5	1 4	15.9 16.1		9.50 6.2 9.70	TMD: 14.235 TMD: 14.165	39.635 46.165	85.800	
4.	HUBER	Cynthia	TV Grenchen	2001	1 2	4 3	4 4	6 6	3 6	4 4	4 5	0 2	5 4	6 5	2 2	16.1 15.7		9.80 5.5 9.60	TMD: 14.330 TMD: 14.180	40.230 44.980	85.210
5.	GROSSENBACHER	Tabea	TV Grenchen	1997	2 2	6 6	3 4	4 6	5 4	4 4	6 3	3 5	4 6	4 2	15.9 15.2		9.70 5.9 9.70	TMD: 13.735 TMD: 13.615	39.335 44.415	83.750	
6.	GANSNER	Jasmine	STV Möriken- Wildegg	2002	4 4	3 4	5 4	4 6	6 4	6 7	5 5	4 6	4 4	6 2	0 0	15.3 15.4		9.60 5.3 9.60	TMD: 13.445 TMD: 13.290	38.345 43.590	81.935
7.	GANSNER	Claudia	STV Möriken- Wildegg	2000	4 6	4 4	4 4	3 7	4 6	4 5	5 6	4 6	6 6	6 7	0 2	15.6 14.1		9.70 7.1 9.50	TMD: 12.885 TMD: 12.815	38.185 43.515	81.700
8.	DI FEDERICO	Chiara	TC Waltenschwil	1997	2 8	4 4	5 4	5 5	4 6	6 5	6 5	4 5	4 4	8 6	0 2	15.2 14.6		9.50 5.2 9.20	TMD: 13.495 TMD: 13.355	38.195 42.355	80.550
9.	KAUFMANN	Anja	STV Winterthur	1997	5 4	6 8	6 8	6 7	6 6	6 4	5 4	2 4	4 7	6 0	14.7 14.6		9.50 5.2 9.50	TMD: 12.970 TMD: 12.990	37.170 42.290	79.460	
10.	LAGLER	Alexandra	STV Möriken- Wildegg	2005	4 4	6 4	8 8	5 4	6 5	6 6	7 7	6 5	4 5	8 3	0 0	14.0 14.9		9.80 4.8 9.90	TMD: 12.790 TMD: 13.160	36.590 42.760	79.350
11.	SCHUPPISSER	Jana	TC Waltenschwil	2005	6 4	8 6	6 6	9 6	4 5	6 6	8 6	6 5	7 7	7 8	2 2	13.1 13.9		9.10 4.4 9.10	TMD: 12.560 TMD: 12.470	34.760 39.870	74.630





20. Schloss Cup *Event subtitle*
Individual trampoline – U17 National Boys – Final

				S1	S2	S3	S4	S5	S6	S7	S8	S9	S10	L	E	D	HD	ToF	Total	Score	
1.	GEISSMANN	Dario	STV Möriken-Wildegg	2006	4	4	4	6	6	4	5	4	4	4	3	15.2	8.3	9.20	TMD: 15.470	48.170	48.170
2.	BÄR	Matteo	STV Winterthur	2006	6	6	6	6	4	4	6	5	5	6	0	14.6	7.6	9.50	TMD: 15.010	46.710	46.710
3.	GRAF	Janis	STV Möriken-Wildegg	2006	6	5	4	3	4	10	6	4	6	5	0	14.7	7.8	9.30	TMD: 14.355	46.155	46.155
4.	BRYNER	Jan	STV Möriken-Wildegg	2006	4	4	7	7	6	6	6	5	6	7	2	14.0	6.0	9.50	TMD: 15.130	44.630	44.630
5.	BUCHER	Ben	STV Luzern	2007	8	4	4	5	4	8	4	4	6	6	0	14.7	5.5	10.00	TMD: 13.165	43.365	43.365
6.	GUCKERT	Raphaël	Chailly - Montreux - CRT	2007	4	4	4	4	6	6	4	5	5	4	2	15.2	4.4	9.80	TMD: 13.595	42.995	42.995
7.	GRAF	Levin	STV Möriken-Wildegg	2007	4	7	6	4	8	7	6	6	5	3	0	14.4	4.8	9.30	TMD: 13.780	42.280	42.280
8.	BAUMGARTNER	Cyrill	STV Luzern	2007	8	4	4	6	4	9	6	6	4	6	0	14.3	5.7	9.50	TMD: 12.195	41.695	41.695

Generated by sporttech.io official scoring system at **Mar 27, 2022 1:00:27 PM**. Live results at www.sporttech.io/explore.





20. Schloss Cup *Event subtitle*
Individual trampoline – U17 National Boys – Qualification

				S1	S2	S3	S4	S5	S6	S7	S8	S9	S10	L	E	D	HD	ToF	Total	Score	
1.	GEISSMANN	Dario	STV Möriken- Wildegg	2006	2	3	4	4	5	6	4	6	4	4	0	15.8		9.10	TMD:	39.575	86.325
					2	2	4	4	3	6	6	4	4	4	1	16.0	6.2	9.60	14.675	46.750	
																		TMD:		14.950	
2.	BÄR	Matteo	STV Winterthur	2006	2	2	3	4	4	4	6	4	4	5	0	16.2		9.50	TMD:	40.375	85.825
					6	6	8	5	6	6	6	4	4	6	1	14.2	7.6	9.10	14.675	45.450	
																		TMD:		14.550	
3.	BRYNER	Jan	STV Möriken- Wildegg	2006	4	4	7	6	6	8	6	6	4	7	0	14.2		9.70	TMD:	39.040	84.380
					4	4	4	6	4	6	6	5	6	8	2	14.5	6.0	9.60	15.140	45.340	
																		TMD:		15.240	
4.	GRAF	Levin	STV Möriken- Wildegg	2007	4	5	4	4	2	4	6	6	5	4	0	15.6		9.50	TMD:	38.985	82.160
					4	4	6	4	6	6	6	5	5	3	2	14.9	4.8	9.60	13.885	43.175	
																		TMD:		13.875	
5.	BUCHER	Ben	STV Luzern	2007	3	4	3	4	6	4	4	4	4	4	1	15.9		9.50	TMD:	38.925	81.990
					8	4	6	4	5	9	4	4	4	6	0	14.6	5.5	9.70	13.525	43.065	
																		TMD:		13.265	
6.	GRAF	Janis	STV Möriken- Wildegg	2006	6	4	5	5	4	6	4	6	4	6	2	14.8		9.70	TMD:	37.350	80.915
					6	5	5	8	6	5	5	6	6	6	20	12.2	-2.0	9.40	14.850	43.565	
																	7.8	TMD:		14.165	
7.	GUCKERT	Raphaël	Chailly - Montreux - CRT	2007	4	3	4	4	6	4	4	6	6	4	2	15.3		9.60	TMD:	38.040	79.535
					4	4	4	4	6	4	6	6	9	4	2	14.7	4.4	9.50	13.140	41.495	
																		TMD:		12.895	
8.	BAUMGARTNER	Cyрил	STV Luzern	2007	6	5	4	4	4	6	4	4	4	5	1	15.3		9.30	TMD:	37.155	77.845
					8	4	4	6	3	8	9	6	4	8	2	13.8	5.7	9.40	12.555	40.690	
																		TMD:		11.790	
9.	HITZ	Nando	STV Luzern	2007	6	6	4	8	7	6	4	6	7	10	0	13.6		9.20	TMD:	36.830	77.180
					8	6	4	6	6	5	8	6	8	4	0	13.9	3.0	9.60	14.030	40.350	
																		TMD:		13.850	
10.	VILLAVERDE	David	STV Luzern	2007	6	5	6	5	6	4	4	4	6	7	0	14.7		9.60	TMD:	34.815	75.115
					4	6	4	8	4	6	6	6	4	10	0	14.2	-2.0	9.20	12.515	40.300	
																	4.4	TMD:		12.500	
11.	MULLIS	Louis	BTV Bern	2007	4	6	5	9	4	7	6	4	6	4	1	14.4		9.50	TMD:	37.130	72.860
					4	4	9	6	10	6	6	8	7			12.0	3.2	8.70	13.230	35.730	
																		TMD:		11.830	





20. Schloss Cup *Event subtitle*
Individual trampoline – U17 National Girls – Final

				S1	S2	S3	S4	S5	S6	S7	S8	S9	S10	L	E	D	HD	ToF	Total	Score	
1.	BURGER	Keilah	STV Möriken- Wildeg	2007	6	4	4	6	5	6	3	4	4	3	0	15.5	5.3	9.70	TMD: 13.225	43.725	43.725
2.	SCHNEIDER	Leonie	STV Möriken- Wildeg	2007	3	6	6	4	6	6	6	6	5	3	2	14.7	4.8	9.90	TMD: 13.310	42.710	42.710
3.	STIRNIMANN	Anja	STV Möriken- Wildeg	2006	3	4	2	4	4	6	3	2	6	7	0	15.9	4.1	9.30	TMD: 12.790	42.090	42.090
4.	BUSER	Fiona	STV Möriken- Wildeg	2007	3	6	4	4	4	4	2	3	7	6	1	15.6	4.1	9.40	TMD: 12.335	41.435	41.435
5.	KLEMENZ	Laura	STV Möriken- Wildeg	2006	4	4	6	4	6	7	8	4	4	9	0	14.4	4.2	9.90	TMD: 12.150	40.650	40.650

Generated by sporttech.io official scoring system at **Mar 26, 2022 10:07:46 AM**. Live results at www.sporttech.io/explore.





20. Schloss Cup *Event subtitle*
 Individual trampoline – U17 National Girls – Qualification

					S1	S2	S3	S4	S5	S6	S7	S8	S9	S10	L	E	D	HD	ToF	Total	Score
1.	SCHNEIDER	Leonie	STV	2007	4	4	2	2	2	2	4	6	5	3	0	16.6		10.00	TMD:	40.085	82.715
			Möriken-Wildegg		4	4	6	2	6	8	6	6	4	3	4	14.7	4.8	10.00	13.485	42.630	
																			TMD:		
																			13.130		
2.	BURGER	Keilah	STV	2007	2	4	2	2	2	4	4	4	5	6	4	16.1		10.00	TMD:	39.690	82.365
			Möriken-Wildegg		6	6	4	8	6	6	4	5	4	2	1	14.8	5.3	9.60	13.590	42.675	
																			TMD:		
																			12.975		
3.	BUSER	Fiona	STV	2007	3	4	4	4	2	4	4	4	4	2	0	16.5		9.70	TMD:	39.075	80.580
			Möriken-Wildegg		4	4	3	4	4	4	6	4	6	6	0	15.5	4.1	9.70	12.875	41.505	
																			TMD:		
																			12.205		
4.	KLEMENZ	Laura	STV	2006	4	4	4	3	2	4	5	6	7	4	0	15.7		9.90	TMD:	37.965	78.965
			Möriken-Wildegg		4	4	6	6	6	6	7	4	4	7	0	14.6	4.2	9.80	12.365	41.000	
																			TMD:		
																			12.400		
5.	STIRNIMANN	Anja	STV	2006	5	5	3	6	6	6	6	4	4	4	0	15.1		9.40	TMD:	37.160	78.635
			Möriken-Wildegg		3	4	2	4	6	6	3	4	7	8	0	15.3	4.1	9.40	12.660	41.475	
																			TMD:		
																			12.675		
6.	HILDEBRAND	Svenja	STV	2006	6	4	2	4	6	4	6	8	4	10	4	14.2		9.40	TMD:	35.790	75.225
			Sursee		5	4	3	6	7	8	6	6	8	7	3	13.7	4.0	9.80	12.190	39.435	
																			TMD:		
																			11.935		
7.	REIS	Lena	STV	2006	6	6	4	6	6	5	8	5	6	8	4	13.6		9.50	TMD:	35.045	73.845
			Sursee		6	8	4	4	6	6	8	4	5	8	0	14.1	3.1	9.60	11.945	38.800	
																			TMD:		
																			12.000		
8.	VONLAUFEN	Elin	STV	2006	3	6	4	4	2	6	10					10.5		6.30	TMD:	25.535	65.330
			Sursee		4	6	4	4	4	5	6	4	8	6	2	14.7	2.9	9.60	8.735	39.795	
																			TMD:		
																			12.595		





20. Schloss Cup *Event subtitle*
Individual trampoline – U15 National Boys – Final

				S1	S2	S3	S4	S5	S6	S7	S8	S9	S10	L	E	D	HD	ToF	Total	Score	
1.	FLURY	Marius	TV Grenchen	2008	2	2	4	4	6	2	5	6	4	5	2	15.8	3.8	9.80	TMD: 13.495	42.895	42.895
2.	NILSEN	Liam	TV Liestal - NKL	2009	4	4	5	7	4	4	7	6	6	6	0	14.7	6.2	9.20	TMD: 12.490	42.590	42.590
3.	WIDMER	Yohan	Chêne Gymnastique Genève	2009	4	6	6	6	6	4	4	6	6	7	0	14.5	5.9	9.70	TMD: 11.995	42.095	42.095
4.	KRUMMENACHER	Elio	STV Luzern	2009	6	6	4	4	6	4	6	4	4	6	0	15.0	3.7	9.50	TMD: 12.440	40.640	40.640
5.	SCALETTA	Théo	TC Haut- Léman	2009	6	4	4	1	2	2	4	2	6	4	0	16.5	1.9	9.40	TMD: 12.580	40.380	40.380
6.	SANER	Alex	TV Grenchen	2008	7	5	6	6	8	8	6	8	8	8	0	13.0	5.3	9.40	TMD: 12.595	40.295	40.295
7.	VENTURIERE	Nevio	TV Liestal	2009	4	4	4	6	6	6	6	4	6			13.4	4.1	8.80	TMD: 11.645	37.945	37.945
8.	DAHINDEN	Maurice	STV Winterthur	2009	5	5	6	8	8							6.8	2.1	4.90	TMD: 6.545	20.345	20.345



Generated by sporttech.io official scoring system at Mar 27, 2022 12:10:24 PM. Live results at www.sporttech.io/explore.





20. Schloss Cup *Event subtitle*
Individual trampoline – U15 National Boys – Qualification

				S1	S2	S3	S4	S5	S6	S7	S8	S9	S10	L	E	D	HD	ToF	Total	Score	
1.	FLURY	Marius	TV Grenchen	2008	4 4	2 3	4 2	4 4	4 4	4 4	3 4	4 4	7 2	6 2	4 4	15.6 16.3	9.80 3.8	9.60	TMD: 13.790 TMD: 13.205	39.190 42.905	82.095
2.	NILSEN	Liam	TV Liestal - NKL	2009	2 2	2 4	2 4	4 6	4 4	4 4	3 6	5 4	4 5	7 6	2 6	16.1 14.9	9.50 6.2	9.50	TMD: 12.555 TMD: 12.595	38.155 43.195	81.350
3.	WIDMER	Yohan	Chêne Gymnastique Genève	2009	4 4	6 6	6 6	5 6	4 8	3 6	4 6	4 8	6 8	5 6	2 0	15.1 13.6	9.90 5.9	9.80	TMD: 12.600 TMD: 11.695	37.600 40.995	78.595
4.	SANER	Alex	TV Grenchen	2008	6 4	6 5	6 4	4 6	4 7	4 7	6 6	5 8	6 8	4 8	0 1	14.9 13.6	9.50 5.3	9.80	TMD: 12.940 TMD: 12.525	37.340 41.225	78.565
5.	DAHINDEN	Maurice	STV Winterthur	2009	6 6	4 5	4 4	4 6	4 7	5 6	6 7	4 8	6 6	8 4	2 2	14.7 13.9	9.80 3.8	9.80	TMD: 13.045 TMD: 12.425	37.545 39.925	77.470
6.	KRUMMENACHER	Elio	STV Luzern	2009	3 6	3 8	4 6	4 4	4 6	2 4	4 6	4 8	4 6	5 6	2 2	16.1 13.8	9.40 3.7	9.50	TMD: 12.480 TMD: 12.305	37.980 39.305	77.285
7.	SCALETTA	Théo	TC Haut-Léman	2009	4 4	5 4	7 6	2 6	2 6	2 8	2 8	2 4	6 4	6 8	0 0	16.2 14.2	9.60 3.5	9.40	TMD: 12.095 TMD: 11.829	37.895 38.929	76.824
8.	VENTURIERE	Nevio	TV Liestal	2009	4 3	4 4	5 4	4 7	6 6	6 7	6 5	6 5	6 6	8 8	4 20	14.1 12.5	9.60 4.8	9.60	TMD: 13.070 TMD: 13.085	36.770 39.985	76.755
9.	LANGENAUER	Tim	TV Schönengrund-Wald	2009	4 4	4 4	4 6	4 6	6 8	6 8	8 6	6 4	4 4	4 4	2 0	14.8 14.6	9.80 1.9	9.60	TMD: 12.735 TMD: 12.865	37.335 38.965	76.300
10.	JUKER	Lars	BTV Bern	2009	8 8	6 8	5 8	4 8	4 10	6 6	4 6	5 8	6 8	6 5	4 1	14.2 12.4	9.70 3.6	9.50	TMD: 12.665 TMD: 12.325	36.565 37.825	74.390
11.	GUCKERT	Léonard	Chailly - Montreux - CRT	2009	5 6	6 6	4 8	6 8	6 6	5 7	7 5	6 6	4 8	4 8	2 0	14.5 13.2	9.30 5.1	9.50	TMD: 11.270 TMD: 11.100	35.070 38.900	73.970
12.	BOSSARD	Nando	STV Sursee	2008	6 6	6 7	6 6	8 8	6 6	10 9	5 6	4 4	6 6	10 10	0 2	13.3 13.0	10.00 2.2	9.60	TMD: 11.960 TMD: 11.830	35.260 36.630	71.890
13.	KESSLER	Simon	STV Luzern	2009	6 8	5 6	4 10	4 10	2 8	4 8	8 10	6 6	6 4	8 4	1 0	14.6 12.4	9.80 2.7	9.70	TMD: 11.295 TMD: 11.065	35.695 35.865	71.560
14.	RÖSCHEN	Leon	STV Luzern	2009	8 8	6 5	6 6	7 8	10 8	10 6	6 7	6 8	8 8	8 7	0 0	12.5 12.9	9.20 1.6	9.80	TMD: 11.049 TMD: 11.240	32.749 35.540	68.289
15.	PORTMANN	Liam	STV Luzern	2008	6 6	4 4	6 5	8 8	6 6	5 5	4 4	4 4	5 4	4 4	2 2	14.6 11.8	9.50 1.6	7.60	TMD: 11.420 TMD: 8.995	35.520 29.995	65.515

				S1	S2	S3	S4	S5	S6	S7	S8	S9	S10	L	E	D	HD	ToF	Total	Score
16.	BÄCHI	Gian	 STV Winterthur	2008	4	4	8	8	10						6.6		4.40	TMD:	-0.6	56.140
					7	7	9	8	8	8	6	7	6	10	2	12.2	4.5	9.20	6.660	→
																		TMD:	17.060	
																		13.180	39.080	
17.	PICHILI	Théo	 Chêne Gymnastique Genève	2009	3	4									3.3		2.00	TMD:	7.735	46.625
					6	5	4	4	4	7	6	5	6	7	4	14.2	3.7	9.10	2.435	38.890
																		TMD:		
																		11.890		

Generated by sporttech.io official scoring system at **Mar 27, 2022 11:56:33 AM**. Live results at www.sporttech.io/explore.





20. Schloss Cup *Event subtitle*
Individual trampoline – U15 National Girls – Final

				S1	S2	S3	S4	S5	S6	S7	S8	S9	S10	L	E	D	HD	ToF	Total	Score	
1.	GRAF	Sheryl	STV Möriken- Wildeg	2009	4	4	4	4	4	6	4	4	8	6	0	15.2	4.1	10.00	TMD: 12.855	42.155	42.155
2.	SIGNER	Nadja	TV Schönengrund- Wald	2009	2	7	2	4	6	5	4	6	5	8	3	14.8	3.8	9.30	TMD: 13.790	41.690	41.690
3.	FLEURY	Giulia	TV Grenchen	2008	4	6	4	4	2	4	6	4	6	8	2	15.0	3.2	9.50	TMD: 13.335	41.035	41.035
4.	VON WARTBURG	Elin	STV Luzern	2008	4	3	4	4	6	4	5	6	4	6	0	15.4	3.3	9.60	TMD: 12.285	40.585	40.585
5.	MESSMANN	Caroline	STV Möriken- Wildeg	2009	6	6	6	7	7	6	4	4	6	8	0	14.0	3.2	9.80	TMD: 12.610	39.610	39.610
6.	ANDRADE GONÇALVES	Mara	FSG Actigym Ecublens	2009	6	2	2	4	6	4	4	4	4	8	0	15.6	2.2	9.70	TMD: 11.510	39.010	39.010
7.	HAUENSTEIN	Luana	STV Möriken- Wildeg	2009	8	8	6	8	10	9	6	6	9	10	3	11.7	4.1	9.50	TMD: 11.995	37.295	37.295
8.	TRAN	Kysha	STV Luzern	2008	4	6	6	6	5	6	4	8				11.5	2.7	7.60	TMD: 9.890	31.690	31.690








Generated by sporttech.io official scoring system at **Mar 27, 2022 11:01:12 AM**. Live results at www.sporttech.io/explore.





20. Schloss Cup *Event subtitle*
Individual trampoline – U15 National Girls – Qualification

				S1	S2	S3	S4	S5	S6	S7	S8	S9	S10	L	E	D	HD	ToF	Total	Score	
1.	FLEURY	Giulia	TV Grenchen	2008	6 4	2 4	4 2	2 6	3 3	4 4	6 4	4 4	6 5	4 4	3 2	15.6 15.8	10.00 9.90	TMD: 13.405 TMD: 13.075	39.005 41.975	80.980	
2.	SIGNER	Nadja	TV Schönengrund- Wald	2009	6 4	4 7	2 4	4 5	4 4	4 4	6 5	6 6	4 4	4 8	0 0	15.6 14.9	10.00 3.8 9.50	TMD: 13.605 TMD: 13.520	39.205 41.720	80.925	
3.	GRAF	Sheryl	STV Möriken- Wildeg	2009	4 4	4 4	4 4	4 5	4 5	2 6	2 4	2 4	4 8	7 6	6 2	15.9 14.8	9.70 4.1 9.90	TMD: 12.970 TMD: 12.790	38.570 41.590	80.160	
4.	VON WARTBURG	Elin	STV Luzern	2008	4 4	4 2	2 4	3 4	4 4	2 4	4 6	6 6	4 4	6 6	3 0	15.8 15.6	9.90 3.3 9.30	TMD: 13.025 TMD: 12.395	38.725 40.595	79.320	
5.	MESSMANN	Caroline	STV Möriken- Wildeg	2009	5 5	4 5	4 6	3 6	4 6	3 6	3 6	3 4	4 4	6 5	6 8	0 0	15.8 14.5	9.90 3.2 9.90	TMD: 12.645 TMD: 12.480	38.345 40.080	78.425
6.	ANDRADE GONÇALVES	Mara	FSG Actigym Ecublens	2009	6 6	2 3	2 2	3 3	4 6	2 4	4 4	3 4	2 2	6 6	0 0	16.6 16.0	9.60 2.2 9.60	TMD: 11.820 TMD: 11.735	38.020 39.535	77.555	
7.	TRAN	Kysha	STV Luzern	2008	4 4	3 4	2 4	2 4	4 5	3 4	2 4	4 4	6 8	4 8	2 4	16.4 14.5	9.70 2.7 9.00	TMD: 12.580 TMD: 12.090	38.680 38.290	76.970	
8.	HAUENSTEIN	Luana	STV Möriken- Wildeg	2009	5 8	4 8	5 6	3 8	4 8	2 8	2 8	2 6	4 6	6 8	6 8	2 1	15.7 12.5	10.00 4.1 9.50	TMD: 12.555 TMD: 11.875	38.255 37.975	76.230
9.	BRUNO	Simona	STV Möriken- Wildeg	2008	8 6	6 4	4 4	4 4	4 5	4 8	4 9	4 6	6 8	8 6	0 0	14.4 14.0	9.60 2.6 9.80	TMD: 11.835 TMD: 11.590	35.835 37.990	73.825	
10.	NEUVELT	Sara	STV Winterthur	2008	6 6	4 5	6 7	6 6	6 8	4 6	3 7	6 6	4 6	4 6	0 0	15.1 12.3	9.80 3.8 8.70	TMD: 12.570 TMD: 11.070	37.470 35.870	73.340	
11.	STUDER	Julie	BTV Bern	2008	8 8	7 8	5 6	4 7	4 6	6 4	6 6	6 7	8 7	6 4	7 7	3 2	13.6 13.5	9.60 2.4 9.40	TMD: 12.295 TMD: 12.265	35.495 37.565	73.060
12.	KAYE	Eveline	Chêne Gymnastique Genève	2008	4 4	4 4	4 3	4 4	6 6	5 6	5 4	5 6	8 6	5 6	0 0	14.9 13.7	9.40 2.4 8.50	TMD: 12.685 TMD: 11.415	36.985 36.015	73.000	
13.	WIRTH	Layah	STV Winterthur	2008	4 6	4 5	6 5	8 6	10 8	9 8	6 10	4 8	4 8	6 4	2 4	13.7 12.8	9.40 2.7 9.70	TMD: 11.965 TMD: 12.610	35.065 37.810	72.875	
14.	WINTER	Marah	STV Luzern	2009	6 5	7 6	6 7	4 6	4 8	4 6	4 5	7 5	10 8	6 8	8 10	2 1	13.6 13.0	9.70 3.3 9.60	TMD: 11.450 TMD: 11.205	34.750 37.105	71.855

					S1	S2	S3	S4	S5	S6	S7	S8	S9	S10	L	E	D	HD	ToF	Total	Score
15.	HOFSTETTER	Uma	 STV Sursee	2008	4	5	8	4	8	5	4	6	5	5	20	12.6		9.60	TMD:	33.675	71.110
					4	6	8	4	8	6	4	6	4	4	0	14.6	2.2	9.50	11.475	37.435	
																		TMD:			
																			11.135		
16.	HESS	Mia	 STV Luzern	2009	8	6	4	6	6	8	8	6	8	10	2	12.8		9.30	TMD:	33.250	69.830
					6	5	4	4	6	8	10	4	5	6	1	14.1	1.8	9.60	11.150	36.580	
																		TMD:			
																			11.080		
17.	WÖMPNER	Mia	 BTV Bern	2009	9	8	6	4	4	6	6	8	8	10	4	12.7		9.70	TMD:	33.675	69.200
					10	6	6	4	4	6	6	8	8	10	4	12.8	1.6	9.70	11.275	35.525	
																		TMD:			
																			11.425		
18.	KURMANN	Lisa	 STV Sursee	2009	8	6	7	6	4	4	6	10	6	10	0	13.3		9.70	TMD:	33.145	61.565
					7	6	9	7	4	4	6	10				10.7	1.6	7.70	10.145	28.420	
																		TMD:			
																			8.420		
19.	PEREIRA ANTUNES	Beatriz	 FSG Actigym Ecublens	2009	6	6	8	4	4	4	6	5	4	8	0	14.5		9.80	TMD:	35.145	46.080
					8	5	8									3.9	1.1	2.60	10.845	10.935	
																		TMD:			
																			3.335		
20.	BRUGGESSER	Aylin	 STV Winterthur	2008	9	6	6	6	4	3	2	4	6	8	0	14.6		9.70	TMD:	36.390	39.985
					10											1.0	0.6	0.80	12.090	3.595	
																		TMD:			
																			1.195		
21.	VONLAUFEN	Liya	 STV Sursee	2009	6	9	7	6	6	6	6	10	8	10	2	12.4		9.60	TMD:	32.364	36.039
					8											1.2	0.6	0.90	10.364	3.675	
																		TMD:			
																			0.975		

Generated by sporttech.io official scoring system at **Mar 27, 2022 10:46:49 AM**. Live results at www.sporttech.io/explore.





20. Schloss Cup *Event subtitle*
Individual trampoline – U13 National Boys – Final

				S1	S2	S3	S4	S5	S6	S7	S8	S9	S10	L	E	D	HD	ToF	Total	Score	
1.	MÖSCH	Elishua	TV Grenchen	2010	5	6	4	4	4	4	6	5	7	8	1	14.6	3.0	9.40	TMD: 11.275	38.275	38.275
2.	EGLINGER	Lias	STV Möriken- Wildegg	2011	4	4	6	4	4	3	2	4	4	8	1	15.6	1.3	9.80	TMD: 11.160	37.860	37.860
3.	WÄHRER	Elisha	STV Möriken- Wildegg	2010	5	5	6	6	6	8	5	4	6	6	0	14.3	2.2	8.80	TMD: 11.485	+0.1 → 36.885	36.885
4.	RATSCHOB	Flurin	TC Waltenschwil	2011	8	4	4	8	4	4	4	4	4	10	1	14.5	1.8	9.70	TMD: 10.785	36.785	36.785
5.	SCHULER	Sandro	TC Waltenschwil	2011	5	3	4	6	6	6	4	4	4	8	0	15.0	1.2	9.70	TMD: 10.790	36.690	36.690

Generated by sporttech.io official scoring system at **Mar 26, 2022 4:46:37 PM**. Live results at www.sporttech.io/explore.





20. Schloss Cup *Event subtitle*
Individual trampoline – U13 National Boys – Qualification

					S1	S2	S3	S4	S5	S6	S7	S8	S9	S10	L	E	D	HD	ToF	Total	Score	
1.	WÄHRER	Elisha	STV Möriken- Wildegg	2010	4 6	6 6	4 4	4 4	4 4	4 6	4 4	4 4	3 4	6 6	0 0	15.7 15.2		9.50 10.00	TMD: 11.440 TMD: 11.550	36.640 38.950	75.590	
2.	MÖSCH	Elishua	TV Grenchen	2010	4 6	4 7	3 6	4 4	3 2	4 4	3 6	4 5	4 6	8 6	2 2	15.7 14.6		9.90 9.50	TMD: 11.565 TMD: 11.225	37.165 38.325	75.490	
3.	RATSCHOB	Flurin	TC Waltenschwil	2011	8 8	4 6	4 4	4 6	4 4	4 4	2 4	3 4	6 5	10 8	1 0	15.0 14.7		9.90 9.80	TMD: 10.505 TMD: 10.555	35.405 36.855	72.260	
4.	EGLINGER	Lias	STV Möriken- Wildegg	2011	3 8	6 8	4 8	4 6	4 6	4 8	3 5	2 4	6 6	8 6	2 0	15.4 13.5		9.80 9.50	TMD: 10.959 TMD: 10.845	36.159 35.945	72.104	
5.	SCHULER	Sandro	TC Waltenschwil	2011	5 4	4 3	6 4	6 6	8 6	6 6	4 4	4 4	4 5	8 8	0 4	14.5 14.6		10.00 9.90	TMD: 10.740 TMD: 10.410	35.240 36.110	71.350	
6.	MASSON	Tilan	FSG Actigym Ecublens	2011	6 4	6 5	4 4	4 4	6 6	6 6	4 4	4 3	5 4	8 6	3 0	14.4 15.4		9.90 10.00	TMD: 9.615 TMD: 9.660	33.915 36.360	70.275	
7.	CHANTON	Florian	TC Haut- Léman	2010	6 6	4 6	6 6	6 4	5 4	8 8	6 6	6 4	6 5	8 8	4 1	13.5 14.2		10.00 9.90	TMD: 9.325 TMD: 8.935	32.825 33.935	66.760	
8.	ETTLIN	Nick	STV Luzern	2010	6 4	5 4	8 6	7 6	8 6	6 6	8 8	9 8	10 8	9 10	20 2	10.4 13.2		9.60 9.30	TMD: 11.665 TMD: 11.365	29.665 35.065	64.730	
9.	LÜBER	Mike	STV Winterthur	2010	4 8	4	4	5	4	4	4	6	6	5	5	2	15.1 1.2		9.60 0.90	TMD: 13.175 TMD: 1.315	37.875 4.015	41.890





20. Schloss Cup *Event subtitle*
Individual trampoline – U13 National Girls – Final

				S1	S2	S3	S4	S5	S6	S7	S8	S9	S10	L	E	D	HD	ToF	Total	Score	
1.	SPIELMANN	Timea	STV Winterthur	2011	4	4	6	2	6	7	7	4	4	8	0	14.8	4.5	9.40	TMD: 10.750	39.450	39.450
2.	WALKER	Eve	FSG Eaux-Vives	2010	3	4	2	2	4	3	3	4	4	4	4	16.3	0.7	9.60	TMD: 12.755	39.355	39.355
3.	SEAL	Adénor	FSG Eaux-Vives	2010	4	4	4	4	4	4	6	4	8	6	2	15.0	3.7	9.70	TMD: 10.830	39.230	39.230
4.	PASCHE	Chloé	FSG Actigym Ecublens	2010	4	4	2	2	3	4	4	4	4	6	2	16.1	1.2	10.00	TMD: 11.324	38.624	38.624
5.	SAMUEL	Asli	TC Haut-Léman	2011	6	4	2	2	2	2	4	2	4	6	4	16.2	1.5	9.80	TMD: 11.000	38.500	38.500
6.	ALTHERR	Elina	TV Schöenengrund-Wald	2010	4	4	6	4	4	4	4	4	4	6	2	15.4	1.0	9.70	TMD: 11.500	37.600	37.600
7.	BRACK	Alessia	STV Möriken-Wildegg	2011	6	4	5	4	4	7	7	4	4	8	0	14.7	2.1	9.40	TMD: 11.129	37.329	37.329
8.	WELTER	Esra	BTV Bern	2010	6	4	2	4	4	4	5	4	5			14.2	0.8	8.90	TMD: 10.845	34.745	34.745




Generated by sporttech.io official scoring system at **Mar 26, 2022 12:38:05 PM**. Live results at www.sporttech.io/explore.





20. Schloss Cup *Event subtitle*
Individual trampoline – U13 National Girls – Qualification

					S1	S2	S3	S4	S5	S6	S7	S8	S9	S10	L	E	D	HD	ToF	Total	Score
1.	WALKER	Eve	FSG Eau-Vives	2010	2 5	4 4	2 4	2 2	2 2	2 2	2 4	4 4	4 9	6 8	0 2	17.0 15.4		9.80 2.3 9.60	TMD: 12.325 TMD: 11.625	39.125 38.925	78.050
2.	SPIELMANN	Timea	STV Winterthur	2011	4 4	4 5	4 6	7 3	4 6	2 8	4 6	3 2	4 4	4 9	0 0	16.0 14.7		10.00 4.5 9.50	TMD: 10.605 TMD: 10.640	36.605 39.340	75.945
3.	SEAL	Adénor	FSG Eau-Vives	2010	5 4	4 6	2 4	3 4	4 4	4 6	3 6	4 4	6 5	4 7	0 2	16.1 14.8		9.60 3.7 9.50	TMD: 10.920 TMD: 10.675	36.620 38.675	75.295
4.	SAMUEL	Asli	TC Haut-Léman	2011	3 6	2 4	2 2	2 2	2 3	3 4	1 4	2 4	4 4	6 8	4 2	16.9 15.7		9.90 1.5 9.60	TMD: 10.880 TMD: 10.790	37.680 37.590	75.270
5.	PASCHE	Chloé	FSG Actigym Ecublens	2010	3 4	4 4	4 4	6 2	4 4	8 4	4 4	4 2	4 4	6 6	0 1	15.3 16.1		9.60 1.2 10.00	TMD: 11.135 TMD: 11.099	36.035 38.399	74.434
6.	WELTER	Esra	BTV Bern	2010	8 6	5 4	4 3	3 4	4 4	4 6	5 6	4 4	6 5	5 8	0 0	15.2 15.0		9.40 1.4 9.80	TMD: 11.830 TMD: 11.755	-0.2 → 36.230 37.955	74.185
7.	BRACK	Alessia	STV Möriken-Wildeggen	2011	4 7	3 4	6 6	4 4	4 6	4 7	3 6	4 4	4 4	7 8	0 0	15.7 14.4		9.90 2.1 9.40	TMD: 11.200 TMD: 10.925	36.800 36.825	73.625
8.	ALTHERR	Elina	TV Schönggrund-Wald	2010	5 4	4 4	5 6	4 7	4 4	4 4	4 6	3 4	4 6	4 4	3 1	15.6 15.0		9.80 1.0 9.90	TMD: 11.360 TMD: 10.904	36.760 36.804	73.564
9.	AERNI	Yara	STV Möriken-Wildeggen	2010	2 2	4 4	6 6	8 4	4 4	3 2	2 3	2 2	4 4	8 8	0 0	15.7 16.1		9.80 1.3 9.80	TMD: 10.550 TMD: 10.125	36.050 37.325	73.375
10.	BRINER	Mira	STV Winterthur	2011	4 4	4 7	4 4	4 6	4 4	4 3	4 3	4 5	4 4	6 4	4 3	15.4 15.3		9.80 1.0 9.80	TMD: 10.589 TMD: 10.079	35.789 36.179	71.968
11.	HITZ	Sina	STV Luzern	2011	8 8	7 6	4 4	4 4	4 4	5 8	4 8	5 4	6 4	6 8	2 2	14.5 14.0		9.80 2.6 9.80	TMD: 10.640 TMD: 10.285	34.940 36.685	71.625
12.	SCHNEIDER	Maelys	Chêne Gymnastique Genève	2011	6 6	6 6	4 4	5 4	4 4	4 4	4 4	4 4	6 6	5 6	0 0	15.2 15.2		9.70 0.7 9.60	TMD: 10.300 TMD: 10.380	35.200 35.880	71.080
13.	MAMBELLI	Giulia	TV Rüti	2010	2 8	4 4	4 4	4 4	4 4	4 4	4 6	4 5	4 4	5 4	2 2	15.9 13.7		9.90 1.2 8.80	TMD: 11.665 TMD: 10.275	-0.2 → 37.265 -0.2 → 33.775	71.040
14.	HARTMANN	Livia	TV Schönggrund-Wald	2011	4 4	4 4	4 4	4 4	4 5	3 4	2 4	4 4	6 5	6 6	0 20	15.9 13.6		9.80 1.0 9.80	TMD: 10.495 TMD: 10.370	36.195 34.770	70.965

					S1	S2	S3	S4	S5	S6	S7	S8	S9	S10	L	E	D	HD	ToF	Total	Score
15.	THOMA	Lia	 TV Schönengrund- Wald	2011	4	4	4	2	4	3	2	4	6	6	0	16.1		10.00	TMD: 9.035 TMD: 8.933	35.135 35.533	70.668
16.	WYSS	Djela	 TV Liestal - NKL	2011	4	6	5	8	4	2	2	4	6	4	0	15.5		9.40	TMD: 9.830 TMD: 8.130	34.730 35.530	70.260
17.	MELETTA	Elisa	TV Grenchen	2010	4	6	4	4	4	7	8	7	6	5	0	14.5		9.90	TMD: 9.675 TMD: 9.440	34.075 33.040	67.115
18.	BUCHMANN	Finja	 TV Schönengrund- Wald	2011	3	4	8	6	4	4	4	6	8	6	4	14.3		9.90	9.720 TMD: 9.200	33.920 31.900	65.820

Generated by sporttech.io official scoring system at **Mar 26, 2022 12:25:12 PM**. Live results at www.sporttech.io/explore.





20. Schloss Cup *Event subtitle*
Individual trampoline – U11 Boys – Final

				S1	S2	S3	S4	S5	S6	S7	S8	S9	S10	L	E	D	HD	ToF	Total	Score	
1.	PELENK	Can	TV Mettmenstetten - ZTV	2012	6	4	4	2	4	4	6	4	4	6	0	15.6	7.8	9.30		32.700	32.700
2.	KADRIU	Robert	TV Liestal - NKL	2012	4	6	6	4	6	4	6	8	4	8	0	14.4	5.4	9.51		29.310	29.310
3.	ROUX	Axel	FSG Aigle- Alliance - CRT	2012	4	6	3	3	4	6	6	4	5	8	2	14.9	5.5	8.90		29.300	29.300
4.	EITNER	Nikita	TV Liestal - NKL	2012	4	7	6	4	7	8	10	8	6	9	0	13.1	4.8	9.30		27.200	27.200
5.	HUBER	Sämi	TV Schönengrund- Wald	2013	4	4	2	2	2	4	4	2	4	4	2	16.6	0.6	9.60		26.800	26.800
6.	STIRNIMANN	Joel	STV Möriken- Wildeg	2012	4	4	2	4	4	4	4	6	4	4	0	16.0	0.6	9.80		26.400	26.400
7.	VERBIEST	Lucien	STV Winterthur	2013	4	8	6	4	5	4	4	4	6	8	0	14.7	0.7	9.80		25.200	25.200
8.	PICHILLI	Nicolas	Chêne Gymnastique Genève	2012	4	4	4	4								6.4	0.2	3.80		10.400	10.400

Generated by sporttech.io official scoring system at **Mar 26, 2022 11:50:47 AM**. Live results at www.sporttech.io/explore.





20. Schloss Cup *Event subtitle*
Individual trampoline – U11 Boys – Qualification

				S1	S2	S3	S4	S5	S6	S7	S8	S9	S10	L	E	D	HD	ToF	Total	Score	
1.	PELENK	Can	TV Mettmenstetten - ZTV	2012	2 5	2 4	2 4	2 2	0 4	2 2	2 4	2 4	2 4	0 2	18.2 16.1		9.80 9.60		28.000 32.700	60.700	
2.	ROUX	Axel	FSG Aigle- Alliance - CRT	2012	0 2	2 4	2 2	2 4	2 4	2 4	2 4	0 4	1 5	3 2	18.4 16.1		9.90 5.1 9.50		28.300 30.700	59.000	
3.	KADRIU	Robert	TV Liestal - NKL	2012	4 4	2 6	4 6	5 4	2 6	2 4	2 6	2 8	4 6	2 8	0 14.2		9.70 5.4 9.30		26.800 28.900	55.700	
4.	EITNER	Nikita	TV Liestal - NKL	2012	4 4	3 8	2 6	5 6	2 6	2 6	2 8	2 8	4 6	4 7	0 2	17.0 13.3		9.70 4.8 9.10		26.700 27.200	53.900
5.	PICHILLI	Nicolas	Chêne Gymnastique Genève	2012	3 3	2 2	4 4	4 6	4 4	4 3	4 2	3 2	3 4	4 4	4 2	16.1 16.4		9.80 0.6 10.00		25.900 27.000	52.900
6.	VERBIEST	Lucien	STV Winterthur	2013	4 4	2 6	3 6	2 4	4 6	4 4	3 6	3 4	5 5	6 4	0 0	16.4 15.1		9.80 0.7 9.90		26.200 25.700	51.900
7.	HUBER	Sämi	TV Schöenegrund- Wald	2013	5 6	4 4	4 4	2 2	4 4	4 4	4 4	3 3	4 4	5 4	3 2	15.8 15.9		9.80 0.6 9.50		25.600 26.000	51.600
8.	STIRNIMANN	Joel	STV Möriken- Wildegg	2012	6 6	4 6	4 4	4 4	2 4	3 5	3 4	3 4	3 4	4 4	0 4	16.4 15.1		10.00 0.6 9.50		26.400 25.200	51.600
9.	ROCHAT	Loïc	FSG Aigle- Alliance - CRT	2013	2 2	4 4	4 3	4 4	4 6	2 4	6 4	4 4	5 5	6 6	4 0	15.5 15.8		9.80 0.6 9.70		25.300 26.100	51.400
10.	KNÖPFEL	Roman	TV Schöenegrund- Wald	2012	6 4	6 6	4 5	4 4	6 6	4 4	4 6	4 4	3 4	2 4	1 0	15.6 15.3		9.60 0.8 10.00		25.200 26.100	51.300
11.	VAN DER MAAREL	Noah	TV Liestal	2013	2 3	3 4	4 4	4 4	4 4	6 6	7 6	6 8	4 8	6 6	0 0	15.4 14.7		9.70 0.6 9.90		25.100 25.200	50.300
12.	RAKOTOMALALA	James	Chêne Gymnastique Genève	2012	4 4	4 4	5 5	5 5	6 6	4 4	6 4	4 4	5 4	6 6	2 4	14.9 15.0		9.90 0.6 9.90		24.800 25.500	50.300
13.	BUCHMANN	Gian	TV Schöenegrund- Wald	2013	5 5	5 6	4 4	8 8	7 8	6 6	6 5	4 4	4 5	4 6	0 0	14.7 14.3		9.70 0.6 9.90		24.400 24.800	49.200
14.	MAYER	Theo	TV Rütli	2013	6 4	6 7	4 6	4 4	4 4	4 6	7 7	10 10	5 7	4 4	4 2	14.2 13.9		9.80 0.6 10.00		24.000 24.500	48.500
15.	KHELAFI	Elias	TV Liestal	2012	4 4	4 4	6 7	6 7	6 8	7 6	6 6	8 7	7 5	8 9	2 1	13.6 13.6		10.00 0.6 9.50		23.600 23.700	47.300
16.	ASCHWANDEN	Keiji	FSG Aigle- Alliance - CRT	2014	1 6	2 6	2 4	2 2	2 2	1 1	2 2	3 3	3 3	2 2	17.7 4.4		9.90 1.1 2.70		27.600 8.200	35.800	





20. Schloss Cup *Event subtitle*
Individual trampoline – U11 Girls – Final

				S1	S2	S3	S4	S5	S6	S7	S8	S9	S10	L	E	D	HD	ToF	Total	Score
1.	RÜFENACHT Mari	TV Liestal - NKL	2012	4	4	6	6	6	4	6	6	5	5	0	14.8	5.4	9.60		29.800	29.800
2.	KIRMSER Milla	TV Liestal - NKL	2012	4	6	4	6	7	6	8	8	4	6	2	13.9	4.1	9.60		27.600	27.600
3.	SIGEL Sophia	TV Liestal - NKL	2013	2	2	2	3	8	4	4	4	8	5	1	15.7	1.6	9.80		27.100	27.100
4.	GROSSE Annabelle	TV Liestal - NKL	2013	2	2	2	3	8	4	4	6	8	6	0	15.5	1.6	9.60		26.700	26.700
5.	FISCHER Maylen	STV Möriken- Wildegg	2012	3	4	4	4	4	8	5	4	4	8	0	15.2	1.8	9.70		26.700	26.700
6.	HUBSCHMID Lara	TV Rüti	2013	7	5	4	8	7	6	8	8	10	8	2	12.7	3.3	9.30		25.300	25.300
7.	BORER Elina	TV Liestal - NKL	2013	2	4	6	4	8	4	4	4	9	6	0	14.9	1.6	8.50		25.000	25.000
8.	GROSSE Melissa	TV Liestal - NKL	2013	2	2	2	4	8	6	6	7				12.3	0.9	7.40		20.600	20.600

Generated by sporttech.io official scoring system at **Mar 26, 2022 11:46:38 AM**. Live results at www.sporttech.io/explore.





20. Schloss Cup *Event subtitle*
Individual trampoline – U11 Girls – Qualification

					S1	S2	S3	S4	S5	S6	S7	S8	S9	S10	L	E	D	HD	ToF	Total	Score
1.	GROSSE	Melissa	TV Liestal - NKL	2013	2	2	2	2	2	0	2	2	2	4	0	18.0		10.00		28.000	56.900
					2	2	2	2	2	0	1	2	2	2	0	18.3	0.6	10.00		28.900	
2.	RÜFENACHT	Mari	TV Liestal - NKL	2012	4	4	0	4	3	2	2	2	4	4	0	17.1		9.80		26.900	56.700
					4	4	4	4	6	5	6	6	4	6	1	15.0	5.4	9.40		29.800	
3.	GROSSE	Annabelle	TV Liestal - NKL	2013	1	2	2	3	2	1	2	2	2	2	0	18.1		10.00		28.100	55.900
					1	2	2	2	2	1	2	2	2	6	4	17.4	0.6	9.80		27.800	
4.	SIGEL	Sophia	TV Liestal - NKL	2013	2	4	3	4	4	2	4	3	2	4	0	16.8		9.90		26.700	55.200
					2	2	3	2	2	2	3	2	2	1	0	17.9	0.6	10.00		28.500	
5.	KIRMSER	Milla	TV Liestal - NKL	2012	4	6	2	6	2	3	2	3	6	4	0	16.2		9.70		25.900	54.000
					4	6	4	6	6	6	6	7	6	6	0	14.3	4.1	9.70		28.100	
6.	BORER	Elina	TV Liestal - NKL	2013	2	2	2	3	4	2	3	2	2	3	4	17.1		10.00		27.100	53.800
					2	3	4	3	4	2	4	4	4	4	4	16.2	0.6	9.90		26.700	
7.	FISCHER	Maylen	STV Möriken- Wildeg	2012	2	4	4	2	4	4	4	6	4	3	4	15.9		9.80		25.700	53.400
					2	2	4	4	4	3	2	2	4	8	2	16.3	1.4	10.00		27.700	
8.	HUBSCHMID	Lara	TV Rütli	2013	2	3	4	4	2	4	3	4	4	4	0	16.6		9.80		26.400	53.400
					7	4	4	6	8	4	8	8	4	6	0	14.1	3.3	9.60		27.000	
9.	OLIVEIRA	Carolina	TV Liestal - NKL	2012	5	4	3	6	4	2	2	2	6	4	0	16.2		9.50		25.700	52.300
					4	6	3	6	6	4	8	4	6	5	0	14.8	2.5	9.30		26.600	
10.	GALLUCCIO	Chiara	TV Liestal - NKL	2012	6	4	2	7	4	4	2	3	7	5	2	15.4		10.00		25.400	51.900
					5	5	3	6	4	4	5	6	7	4	1	15.0	1.5	10.00		26.500	
11.	CAMPISANO	Ilaria	TV Liestal	2013	4	4	4	4	6	5	4	4	4	6	0	15.5		9.80		25.300	51.500
					2	4	4	4	5	6	5	4	4	5	0	15.7	0.6	9.90		26.200	
12.	SAMUEL	Lehna	FSG Aigle-Alliance - CRT	2014	4	4	4	5	4	6	6	4	4	6	0	15.3		9.90		25.200	51.500
					4	4	4	5	4	4	3	4	4	6	0	15.8	0.6	9.90		26.300	
13.	HESS	Ella	STV Luzern	2012	5	5	4	3	6	6	4	8	4	3	0	15.2		9.70		24.900	51.400
					8	6	4	4	4	2	4	4	4	6	2	15.2	1.5	9.80		26.500	
14.	SCHLEMMER	Xenia	STV Möriken- Wildeg	2012	5	6	4	4	4	5	4	3	6	4	0	15.5		9.80		25.300	51.300
					6	6	4	4	5	4	4	3	6	4	0	15.4	0.6	10.00		26.000	
15.	SCHUBNELL	Ilenia	STV Winterthur	2012	4	4	4	4	4	4	4	4	4	6	2	15.6		10.00		25.600	51.200
					4	8	6	4	6	4	4	4	6	6	0	14.8	0.8	10.00		25.600	
16.	WÄHRER	Canoa	STV Möriken- Wildeg	2012	3	4	4	6	4	4	4	4	4	4	0	15.9		9.40		25.300	51.100
					4	4	4	4	6	4	4	4	4	4	0	15.8	0.6	9.40		25.800	
17.	KUHN	Mara	STV Möriken- Wildeg	2012	8	6	4	6	4	4	4	4	4	4	2	15.0		9.90		24.900	50.800
					6	6	4	4	4	5	4	4	4	4	2	15.3	0.6	10.00		25.900	
18.	GSCHWEND	Linda	TV Grüningen - ZTV	2013	8	6	6	4	4	4	6	4	4	4	2	14.8		9.90		24.700	50.600
					8	6	4	4	4	6	5	4	4	3	1	15.1	1.1	9.70		25.900	
19.	THOMA	Gina	TV Schönengrund- Wald	2012	4	6	5	4	5	6	5	4	4	4	4	14.9		9.90		24.800	50.400
					4	5	4	4	4	4	6	6	6	6	0	15.1	0.6	9.90		25.600	
20.	HEINIGER	Ronja	STV Luzern	2012	4	4	4	4	4	4	6	6	4	4	0	15.6		9.80		25.400	50.400
					10	6	5	4	4	4	5	8	4	4	2	14.4	1.2	9.40		25.000	
21.	MOSER	Xenia	TV Liestal - NKL	2012	6	5	3	8	4	4	4	3	7	6	0	15.0		9.50		24.500	49.900
					7	8	4	8	4	4	4	4	8	7	0	14.2	1.5	9.70		25.400	
22.	RAMANAN	Aneesha	TV Liestal - NKL	2012	6	4	4	8	4	4	4	4	8	5	2	14.7		8.80		23.500	49.700
					6	4	4	8	3	4	2	4	7	4	0	15.4	1.5	9.30		26.200	
23.	ROCHA ANDRADE	Emmily	FSG Aigle-Alliance - CRT	2014	2	4	4	4	4	4	4	4	3	4	2	16.1		10.00		26.100	49.500
					6	8	8	6	5	6	4	4	4	10	6	13.3	0.9	9.20		23.400	

					S1	S2	S3	S4	S5	S6	S7	S8	S9	S10	L	E	D	HD	ToF	Total	Score
24.	ARION	Bianca	 FSG Actigym Ecublens	2012	2	5	3	4	4	2	4	2	4	6	20	14.4		9.60		24.000	49.500
					7	6	6	4	4	4	6	4	5	6	2	14.6	1.5	9.40		25.500	
25.	MABILLARD	Emilia	 TV Liestal	2012	4	4	4	4	6	6	6	4	4	6	2	15.0		9.00		24.000	49.400
					4	4	4	6	6	6	4	4	5	6	3	14.8	0.6	10.00		25.400	
26.	THOMA	Nora	 TV Schönengrund- Wald	2013	6	6	8	6	6	4	6	4	6	6	0	14.2		9.60		23.800	49.300
					6	6	6	6	6	4	4	4	4	6	0	14.8	0.8	9.90		25.500	

Generated by sporttech.io official scoring system at **Mar 26, 2022 11:32:00 AM**. Live results at www.sporttech.io/explore.





20. Schloss Cup *Event subtitle*
Individual trampoline – National B Unisex – Final

				S1	S2	S3	S4	S5	S6	S7	S8	S9	S10	L	E	D	HD	ToF	Total	Score	
1.	FISCHER	Aliyah	STV Möriken- Wildegg	2004	4	6	5	8	8	6	4	6	6	0	14.1	4.1	9.60	TMD: 12.940	40.740	40.740	
2.	STEINMANN	Laura	TC Waltenschwil	1996	4	4	4	2	2	3	4	4	6	4	0	16.3	2.0	9.50	TMD: 12.210	40.010	40.010
3.	BRÄNDLE	Michelle	TV Rütli	2001	4	4	3	5	6	2	6	5	8	7	1	14.9	3.3	9.40	TMD: 12.240	39.840	39.840
4.	LUNENO	Amina	STV Luzern	2003	6	6	4	6	5	4	2	2	4	6	1	15.4	2.2	9.90	TMD: 11.650	39.150	39.150
5.	WÜTHRICH	Melanie	TV Liestal	2005	4	6	4	4	7	7	8	7	8	8	0	13.7	3.3	9.20	TMD: 11.910	38.110	38.110
6.	BRYNER	Lara	STV Möriken- Wildegg	2004	4	6										3.0	1.2	1.80	TMD: 2.485	8.485	8.485

Generated by sporttech.io official scoring system at **Mar 27, 2022 12:55:48 PM**. Live results at www.sporttech.io/explore.





20. Schloss Cup *Event subtitle*
Individual trampoline – National B Unisex – Qualification

					S1	S2	S3	S4	S5	S6	S7	S8	S9	S10	L	E	D	HD	ToF	Total	Score
1.	BRÄNDLE	Michelle	TV Rütli	2001	3 2	3 2	2 2	5 6	7 8	4 4	2 8	3 4	4 8	8 7	1 0	15.8 14.9		9.70 9.40	TMD: 12.645 TMD: 12.365	38.145 39.965	78.110
2.	LUNENO	Amina	STV Luzern	2003	4 3	6 4	2 2	6 5	4 4	3 2	2 3	2 2	4 4	6 6	5 2	15.6 16.3		10.00 10.00	TMD: 11.665 TMD: 11.635	37.265 40.135	77.400
3.	FISCHER	Aliyah	STV Möriken-Wildeggen	2004	6 7	4 6	4 6	3 9	5 8	7 6	7 4	4 6	6 7	6 6	0 0	14.8 13.5		9.80 9.50	TMD: 13.015 TMD: 12.675	37.615 39.775	77.390
4.	BRYNER	Lara	STV Möriken-Wildeggen	2004	4 5	6 6	4 7	3 6	4 7	4 8	6 6	5 7	8 7	4 6	1 0	15.1 13.5		9.80 9.30	TMD: 12.565 TMD: 12.165	37.465 39.165	76.630
5.	STEINMANN	Laura	TC Waltenschwil	1996	4 3	8 7	4 4	2 4	3 2	2 4	2 4	5 6	7 9	4 8	0 0	15.9 14.9		9.70 9.60	TMD: 11.995 TMD: 11.860	37.595 38.960	76.555
6.	WÜTHRICH	Melanie	TV Liestal	2005	7 4	6 3	4 4	4 6	4 5	4 8	3 7	4 6	6 6	6 6	0 1	15.2 14.4		9.70 9.20	TMD: 12.085 TMD: 12.120	36.985 39.020	76.005
7.	ROOS	Livia	STV Sursee	2004	7 6	6 6	8 8	4 4	4 4	4 5	2 7	2 3	6 4	10 10	0 0	14.7 14.3		9.80 9.90	TMD: 11.490 TMD: 11.160	35.990 37.760	73.750
8.	DEMUTH	Nina	STV Winterthur	1997	7 6	6 4	10 10	8 6	8 10	6 4	4 4	6 5	6 6	6 4	0 0	13.3 14.1		9.80 9.80	TMD: 11.940 TMD: 11.830	35.040 38.130	73.170
9.	STEINMANN	Katja	TC Waltenschwil	2000	4 8	4 4	6 8	4 4	6 6	4 4	8 9	4 4	4 8	5 8	2 0	14.9 13.7		9.60 9.30	TMD: 11.350 TMD: 11.615	35.850 37.315	73.165
10.	MARTIN	Mayane	FSG Actigym Ecublens	2004	6 4	10 4	8 8	4 4	2 6	4 6	3 4	4 4	7 6	9 10	2 1	14.1 14.3		10.00 9.70	TMD: 11.120 TMD: 11.109	35.220 37.809	73.029
11.	HANSELMANN	Nina	STV Luzern	2005	7 6	4 6	10 10	10 8	8 6	4 8	5 10	6 10	6 6	6 4	0 2	13.4 12.4		9.70 9.50	TMD: 11.005 TMD: 11.125	34.105 34.925	69.030





20. Schloss Cup *Event subtitle*
Individual trampoline – National C Unisex – Final

					S1	S2	S3	S4	S5	S6	S7	S8	S9	S10	L	E	D	HD	ToF	Total	Score
1.	FLEURY	Mylène	BTV Bern	2007	4	2	4	3	2	4	4	4	4	10	0	15.9	1.0	9.60	TMD: 12.970	39.470	39.470
2.	BLÖCHLINGER	Annick	TV Rütli	2004	6	2	3	2	3	4	4	4	4	6	1	16.1	1.4	9.80	TMD: 12.075	39.375	39.375
3.	FORRER	Jael	TV Schönggrund-Wald	2008	2	4	4	4	4	4	3	4	4	5	0	16.2	1.3	9.50	TMD: 12.000	39.000	39.000
4.	BRUNO	Laura	STV Möriken-Wildeggen	2005	9	6	4	6	4	2	3	4	4	6	0	15.2	1.7	9.90	TMD: 11.300	38.100	38.100
5.	MEUWSEN	Sanne	Chêne Gymnastique Genève	2008	6	8	6	4	5	4	4	6	6			13.1	1.9	8.50	TMD: 10.735	34.235	34.235





Generated by sporttech.io official scoring system at **Mar 27, 2022 12:04:13 PM**. Live results at www.sporttech.io/explore.





20. Schloss Cup *Event subtitle*
Individual trampoline – National C Unisex – Qualification

					S1	S2	S3	S4	S5	S6	S7	S8	S9	S10	L	E	D	HD	ToF	Total	Score
1.	FLEURY	Mylène	BTV Bern	2007	4 4	4 4	4 4	4 4	2 2	6 4	4 4	6 3	6 4	4 10	0 1	15.6 15.6		9.70 9.60	TMD: 12.935 TMD: 12.910	38.235 39.110	77.345
2.	BLÖCHLINGER	Annick	TV Rütli	2004	4 6	3 2	0 3	2 2	2 4	2 4	4 3	4 4	4 3	4 6	0 4	17.1 15.9		9.90 9.60	TMD: 11.535 TMD: 11.900	38.535 38.800	77.335
3.	BRUNO	Laura	STV Möriken-Wildeggen	2005	5 5	5 4	4 4	4 2	4 4	3 3	2 2	4 4	4 4	8 8	2 0	15.5 16.0		9.80 10.00	TMD: 11.610 TMD: 11.475	36.910 38.875	75.785
4.	FORRER	Jael	TV Schönengrund-Wald	2008	4 4	3 4	4 6	2 4	4 3	4 4	4 4	3 4	4 4	5 8	0 4	16.3 15.1		9.80 9.60	TMD: 11.855 TMD: 11.630	37.955 37.630	75.585
5.	MEUWSEN	Sanne	Chêne Gymnastique Genève	2008	3 6	4 6	4 4	2 4	3 4	3 4	4 4	6 6	6 8	7 8	6 2	15.2 14.4		9.80 9.80	TMD: 11.950 TMD: 11.820	36.950 38.520	75.470
6.	BÜRGISSER	Antonia	TC Waltenschwil	2007	5 6	5 4	6 6	5 4	4 4	4 8	4 6	4 4	4 4	6 8	0 0	15.3 14.6		9.90 9.50	TMD: 11.860 TMD: 11.680	37.060 37.580	74.640
7.	AMREIN	Mia	STV Sursee	2005	3 2	4 6	4 4	4 4	6 6	6 6	4 6	6 6	6 7	4 5	0 0	15.3 14.8		9.60 9.60	TMD: 11.885 TMD: 11.685	36.785 36.985	73.770
8.	EVANS	Mary-Jane	TC Waltenschwil	2009	8 8	6 4	4 3	6 4	6 4	6 4	6 4	4 4	4 2	4 3	1 0	14.5 16.0		9.30 9.90	TMD: 10.470 TMD: 10.615	34.270 37.715	71.985
9.	ABT	Alia	TC Waltenschwil	2007	6 4	5 3	4 4	4 4	4 4	5 5	4 4	3 4	4 4	8 8	0 4	15.3 15.2		9.70 9.90	TMD: 9.989 TMD: 10.025	34.989 36.425	71.414
10.	CLARIA	Leonie	TV Liestal	2006	6 6	4 6	4 4	3 4	4 4	4 3	4 5	6 6	6 9	7 10	3 2	14.9 14.1		9.80 9.60	TMD: 10.609 TMD: 10.539	35.309 36.039	71.348
11.	ZWEIFEL	Flavia	STV Winterthur	2006	4 4	6 6	4 4	4 6	4 4	4 4	3 4	4 4	5 4	4 6	1 1	15.7 15.3		9.90 9.90	TMD: 10.188 TMD: 9.899	-0.2 → 35.588 -0.2 → 35.699	71.287
12.	VEUVE	Julien	BTV Bern	2007	6 6	4 8	4 4	5 4	4 4	4 8	4 6	6 8	8 8	7 6	2 20	14.6 11.8		9.80 9.60	TMD: 12.470 TMD: 12.800	34.870 35.900	70.770
13.	SCHAFFNER	Lea	TV Liestal	2008	7 6	9 8	6 6	5 6	4 8	4 6	6 6	6 6	4 5	6 8	1 2	14.2 13.3		9.90 9.70	TMD: 11.335 TMD: 10.655	35.435 35.255	70.690
14.	SCHAUB	Valentina	TV Liestal	2009	6 6	8 4	4 2	4 4	4 5	3 4	2 3	4 6	6 5	8 8	2 2	14.9 15.1		9.70 9.70	TMD: 10.004 TMD: 9.930	34.604 35.930	70.534

					S1	S2	S3	S4	S5	S6	S7	S8	S9	S10	L	E	D	HD	ToF	Total	Score
15.	FILLIETTAZ	Pauline	TC Haut-Léman	2007	5 4	6 4	6 4	4 2	4 4	5 6	4 4	4 4	4 5	8 7	2 2	14.8 15.4		9.60 9.70	TMD: 9.850 TMD: 9.985	34.250 36.085	70.335
16.	CACCIVIO	Mattia	 TV Liestal	2009	8 10	6 6	6 4	4 4	3 4	4 4	4 6	4 8	4 6	8 10	0 2	14.9 13.6		9.80 9.50	TMD: 10.815 TMD: 9.739	35.515 34.639	70.154
17.	VURLOD	Maeva	TC Haut-Léman	2006	7 6	4 4	4 4	4 3	4 3	5 6	4 4	3 3	4 4	7 8	2 20	15.2 13.5		9.90 9.90	TMD: 10.234 TMD: 10.439	35.334 34.739	70.073
18.	BRUNNER	Julia	 TV Schönengrund-Wald	2009	4 3	5 4	4 4	4 4	6 5	5 4	6 3	4 4	4 9	6 6	4 4	14.8 14.0		9.80 8.90	TMD: 11.370 TMD: 10.235	35.970 33.935	69.905
19.	CIMON	Charles-Olivier	 FSG Actigym Ecublens	2009	4 5	6 8	4 6	4 4	4 6	6 8	6 4	6 6	5 4	7 6	4 5	14.4 13.8		10.00 9.60	TMD: 10.297 TMD: 10.145	34.697 34.745	69.442
20.	WERLE	Jana	 TV Liestal	2008	6 6	4 4	4 6	4 8	4 6	3 4	6 6	7 10	5 6	8 10	4 4	14.5 13.0		10.00 9.80	TMD: 10.210 TMD: 9.455	34.710 34.055	68.765

Generated by sporttech.io official scoring system at Mar 27, 2022 11:54:46 AM. Live results at www.sporttech.io/explore.





20. Schloss Cup *Event subtitle*
Synchronised trampoline – Synchron Open 1 – Qualification

					S1	S2	S3	S4	S5	S6	S7	S8	S9	S10	L	E	D	HD	Syn	Total	Score
1.	WALDNER WYSS	Luc Noa	TV Grenchen	2002	0	0.5	1.0	1.5	0.5	1.0	1.0	1.0	2.0	2.0	1.5	8.80		9.25	TMD:	36.130	81.060
				2004	0	0	1.0	1.0	1.0	1.5	1.5	2.0	2.0	2.5	0.5	8.70	8.2	9.35	18.08	44.930	
			TV Grenchen																TMD:	18.68	
2.	M. SOUSA ALVES PROGIN	Gonçalo Simon	FSG Aigle- Alliance - CRT	2004	0	0.5	1.0	1.0	1.5	1.0	1.5	2.5	1.5	2.0	0.5	8.70		9.45	TMD:	36.250	80.590
				1990	0.5	1.0	1.0	0.5	1.0	0	1.5	1.5	1.5	2.0	0.5	8.90	8.4	9.50	18.10	44.340	
			FSG Aigle- Alliance - CRT																TMD:	17.54	
3.	MORET BITTERLI	Lucie Lavinia	FSG Actigym	2005	0	1.0	1.0	2.0	2.0	2.0	1.5	1.5	2.0	2.5	1.0	8.35		9.65	TMD:	35.460	78.610
				2004	0	0.5	1.0	1.5	1.0	2.0	1.0	1.5	1.5	1.5	1.0	8.75	6.8	9.60	17.46	43.150	
			Ecublens - CRT TV Liestal - NKL																TMD:	18.00	
4.	KURMANN REICHLIN	Larissa Alenka	TV Mettmenstetten - ZTV	2003	0.5	1.5	1.5	1.5	3.0	2.0	2.5	2.5	2.5	3.5	3.0	7.60		9.35	TMD:	31.750	75.250
				1999	0.5	2.0	1.5	2.0	2.0	1.0	2.0	2.0	2.0	3.0	1.5	8.05	6.6	9.85	14.80	43.500	
			STV Luzern																TMD:	19.00	
5.	FREUND KURMANN	Finnian Jonas	TV Grünigen - ZTV	2004	1.5	2.0	2.0	2.0	2.0	2.5	2.5					5.55		6.60	TMD:	24.690	65.730
				2005	1.5	1.5	2.5	2.5	1.5	2.0	1.5	2.5	2.0	2.5	1.0	7.90	6.2	9.80	12.54	41.040	
			TV Mettmenstetten - ZTV																TMD:	17.14	
6.	DORNAY TELLENBACH	Victoria Zoe	TV Grünigen - ZTV	2008	1.0	2.0	2.0	2.0	2.0	1.5	2.5	2.0	2.0	2.0	1.0	8.00		9.75	TMD:	34.610	63.240
				2004	1.0	2.0	2.0	1.0	2.0	2.0	2.0					5.80	3.8	6.85	16.86	28.630	
			TV Weisslingen - ZTV																TMD:	12.18	
7.	BÄR WINKLER	Matteo Céline	STV Winterthur	2006	2.5											0.75		1.00	TMD:	3.630	8.160
				1996	3.0												0.70	1.3	0.95	1.88	
			STV Winterthur																TMD:	1.58	





20. Schloss Cup *Event subtitle*
Synchronised trampoline – Synchron Open 2 – Qualification

				S1	S2	S3	S4	S5	S6	S7	S8	S9	S10	L	E	D	HD	Syn	Total	Score	
1.	KURMANN	Larissa	TV	2003	0	1.5	1.0	2.0	2.5	1.5	2.5	2.5	2.5	2.5	1.0	8.05		9.45	TMD:	36.700	78.270
	REICHLIN	Alenka	Mettmenstetten - ZTV STV Luzern	1999	0.5	1.5	2.0	2.0	2.5	2.0	2.5	2.5	2.5	3.0	2.0	7.70	6.6	9.65	19.20	41.570	TMD: 17.62
2.	MORET	Lucie	FSG	2005	0.5	0.5	1.0	1.0	1.0	2.0	1.0	1.5	2.0	2.0	0.5	8.70		9.75	TMD:	36.890	77.890
	BITTERLI	Lavinia	Actigym Ecublens - CRT TV Liestal - NKL	2004	1.5	2.0	2.0	2.5	2.5	3.5	2.5	1.5	2.0	3.0	0.5	7.65	9.4	9.45	18.44	41.000	TMD: 14.50
3.	FREUND	Finnian	TV Grünigen -	2004	1.0	1.5	2.5	2.0	1.5	2.0	2.0	2.5	2.5	3.5	5.5	7.35		9.40	TMD:	33.330	75.990
	KURMANN	Jonas	ZTV TV Mettmenstetten - ZTV	2005	1.5	2.0	2.0	2.0	1.5	2.0	1.5	2.0	2.5	2.5	0.5	8.00	6.2	9.60	16.58	42.660	TMD: 18.86
4.	DORNAY	Victoria	TV	2008	0.5	2.0	1.5	1.0	2.5	2.0						5.05		5.95	TMD:	21.220	59.170
	TELLENBACH	Zoe	Grünigen - ZTV TV Weisslingen - ZTV	2004	0.5	1.5	2.0	1.0	1.5	2.0	3.0	2.5	2.5			7.35	5.3	8.60	10.22	37.950	TMD: 16.70
5.	BÄR	Matteo	STV	2006	1.5	2.0	2.0	2.5	2.5	2.5	2.0	2.0	2.5	0	7.85		9.35	TMD:	35.920	40.860	
	WINKLER	Céline	Winterthur STV Winterthur	1996	2.5										0.75	1.3	0.95	18.72	4.940	TMD: 1.94	



20. Schloss Cup *Event subtitle*

Synchronised trampoline – Synchron National – Final
















					S1	S2	S3	S4	S5	S6	S7	S8	S9	S10	L	E	D	HD	Syn	Total	Score
1.	GROSSENBACHER HUNZIKER	Tabea Sarah	TV Grenchen TV Grenchen	1997 2002	0.5	1.0	2.0	2.0	2.0	2.5	1.5	2.5	2.5	3.0	1.0	7.95	5.9	9.60	TMD: 18.86	42.310	42.310
2.	HUBER SCHAAD	Cynthia Ramona	TV Grenchen TV Grenchen	2001 2000	1.5	1.5	2.5	2.5	2.5	2.5	3.0	1.0	3.0	3.5	5.5	7.10	5.5	9.35	TMD: 18.78	40.730	40.730
3.	BURGER LAGLER	Keilah Alexandra	STV Möriken- Wildeg STV Möriken- Wildeg	2007 2005	2.0	3.0	3.5	2.0	2.5	3.0	3.5	3.0	2.0	2.5	1.5	7.15	4.8	9.50	TMD: 18.98	40.430	40.430
4.	GANSNER GANSNER	Claudia Jasmine	STV Möriken- Wildeg STV Möriken- Wildeg	2000 2002	3.0	2.0	2.5	2.5	3.5	3.0	3.0	3.5	2.5	3.5	1.0	7.00	7.1	9.15	TMD: 16.70	39.950	39.950
5.	BUSER SCHNEIDER	Fiona Leonie	STV Möriken- Wildeg STV Möriken- Wildeg	2007 2007	2.0	2.5	2.0	2.0	1.5	2.0	3.0	3.5	3.0	2.0	0	7.65	3.2	9.80	TMD: 19.20	39.850	39.850
6.	GEISSMANN GRAF	Dario Janis	STV Möriken- Wildeg STV Möriken- Wildeg	2006 2006	1.0	2.0	2.0	2.5	2.5	2.5	3.0	3.5	3.0	3.0	1.5	7.35	6.2	9.20	TMD: 16.56	39.310	39.310
7.	KLEMENZ STIRNIMANN	Laura Anja	STV Möriken- Wildeg STV Möriken- Wildeg	2006 2006	2.5	3.0	3.0	2.0	2.0	2.0	3.0	3.5	3.0	2.0	0	7.40	3.2	9.70	TMD: 17.56	37.860	37.860
8.	BRYNER FISCHER	Lara Aliyah	STV Möriken- Wildeg STV Möriken- Wildeg	2004 2004	3.0	2.5	2.0	1.5	2.0	3.0	3.0	2.0	2.0	3.5	0.5	7.50	2.6	9.70	TMD: 17.80	37.600	37.600





20. Schloss Cup *Event subtitle*
Synchronised trampoline – Synchron National – Qualification

					S1	S2	S3	S4	S5	S6	S7	S8	S9	S10	L	E	D	HD	Syn	Total	Score
1.	GANSNER GANSNER	Claudia Jasmine	STV Möriken- Wildeg STV Möriken- Wildeg	2000	3.0	2.5	3.0	3.0	2.0	3.0	3.0	2.5	2.5	1.0	0	7.45	5.3	9.40	TMD:	39.530	42.420
				2002	3.0	2.5	3.0	2.5	3.5	2.5	3.0	3.5	2.5	3.5	0	7.05	7.1	9.25	17.38	42.420	
2.	GEISSMANN GRAF	Dario Janis	STV Möriken- Wildeg STV Möriken- Wildeg	2006	0.5	2.0	2.0	3.0	2.0	2.5	2.5	2.5	2.0	3.0	0.5	7.75	6.2	9.45	TMD:	41.600	41.600
				2006	3.0	3.0												1.40	1.9	1.80	
3.	GROSSENBACHER HUNZIKER	Tabea Sarah	TV Grenchen TV Grenchen	1997	0	2.0	1.5	1.5	2.5	2.0	2.5	1.0	2.5	2.0	0.5	8.20	4.4	9.40	TMD:	39.820	39.820
				2002	0.5	1.5	1.5	2.0	2.0	2.5	2.5	2.5	3.5	3.0	1.0	7.75	5.9	9.50	17.82	39.270	
4.	HUBER SCHAAD	Cynthia Ramona	TV Grenchen TV Grenchen	2001	1.0	2.0	2.0	2.5	1.5	1.5	3.0	1.5	2.0	2.5	1.0	7.95	4.4	9.70	TMD:	39.730	39.730
				2000	0.5	2.0	2.5	2.5	3.0	2.5	3.0	1.0	2.0	3.0	1.5	7.65	5.6	9.45	17.68	39.260	
5.	BURGER LAGLER	Keilah Alexandra	STV Möriken- Wildeg STV Möriken- Wildeg	2007	2.0	2.5	2.0	3.0	3.5	2.5	2.0	2.0	3.0	3.5	1.5	7.25	4.1	9.40	TMD:	39.510	39.510
				2005	1.5	3.0	3.5	2.0	2.0	2.5								4.55	3.0	5.85	
6.	BUSER SCHNEIDER	Fiona Leonie	STV Möriken- Wildeg STV Möriken- Wildeg	2007	2.5	2.5	2.0	2.0	1.0	2.0	3.0	3.5	3.0	2.0	0	7.65	3.2	9.75	TMD:	39.340	39.340
				2007	2.5	2.5	2.0	2.0	2.5	2.0	3.0	4.0	3.0	2.0	1.0	7.35	3.2	9.60	18.74	37.930	
7.	KLEMENZ STIRNIMANN	Laura Anja	STV Möriken- Wildeg STV Möriken- Wildeg	2006	3.0	3.0	3.0	2.5	2.0	2.0	3.0	3.0	3.0	2.0	0	7.35	3.2	9.70	TMD:	37.370	38.370
				2006	3.5	3.0	3.0	2.0	2.5	2.0	3.0	3.5	3.0	2.0	0	7.25	3.2	9.70	17.12	38.370	
8.	BRYNER FISCHER	Lara Aliyah	STV Möriken- Wildeg STV Möriken- Wildeg	2004	3.5	3.0	2.5	2.0	2.5	3.5	3.5	2.5	2.5	4.0	0	7.05	2.6	9.50	TMD:	35.570	38.340
				2004	3.0	2.0	2.0	1.5	2.0	3.0	3.0	2.0	2.5	4.0	0	7.50	2.6	9.90	16.42	38.340	
9.	BAUMGARTNER BUCHER	Cyrill Ben	STV Luzern STV Luzern	2007	2.0	3.0	2.0	3.0	3.0	2.0	2.5	3.0	2.0	4.5	1.5	7.15	3.9	9.55	TMD:	38.340	38.340
				2007	2.5	3.5	2.0	3.0	3.0	2.0	3.0	3.0	3.0	2.5	4.5	1.0	7.00	3.9	9.40	17.74	
10.	HILDEBRAND VONLAUFEN	Svenja Elin	STV Sursee STV Sursee	2006	3.0	1.5	2.0	2.5	2.0							3.90	1.1	4.90	TMD:	18.460	37.560
				2006	2.0	2.0	1.5	2.5	2.5	3.0	2.5	2.5	2.5	3.0	1.0	7.50	2.8	9.70	8.56	37.560	
11.	BRYNER GRAF	Jan Levin	STV Möriken- Wildeg STV Möriken- Wildeg	2006	2.0											0.80	0.6	1.00	TMD:	4.260	37.380
				2007	2.0	2.5	2.5	4.0	3.5	1.5	3.0	3.5	3.0	3.0	1.0	7.05	4.1	9.35	1.86	37.380	
12.	DEMUTH KAUFMANN	Nina Anja	STV Winterthur STV Winterthur	1997	3.0	2.0	4.0	2.5	4.0	3.0	2.0	2.5	3.0	2.5	0	7.15	2.3	9.55	TMD:	35.520	36.780
				1997	2.5	1.5	1.5	2.0	2.0	1.5	2.5	2.0	2.0	2.5	0	8.00	1.1	9.90	16.52	36.780	

				S1	S2	S3	S4	S5	S6	S7	S8	S9	S10	L	E	D	HD	Syn	Total	Score		
13.	VENTURIERE WÜTHRICH	Nevio Melanie	 TV	2009	2.0	2.0	2.0	3.5	3.0	3.5	3.0	2.0	3.0	4.0	1.0	7.10	3.3	9.30	TMD:	36.740	36.740	
			 TV	2005	2.0	2.5	2.5	2.5	3.0	3.0	4.0	2.5	3.0	4.0	1.0	7.00	3.3	9.40	17.04	36.480		
			 TV																	TMD:	16.78	
14.	JUKER MULLIS	Lars Louis	 BTV	2009	3.5	4.0	3.0	2.5	3.0	2.5	3.0	3.0	3.0	4.0	1.5	6.70	1.7	9.75	TMD:	35.290	36.480	
			 BTV	2007	3.5	3.0	3.5	2.5	3.0	3.0	2.5	3.0	3.5	4.0	1.5	6.70	1.7	9.70	17.14	36.480		
			 BTV																	TMD:	18.38	
15.	AMREIN ROOS	Mia Livia	 STV	2005	1.5	1.5	2.0	2.0	2.0	2.5	2.0	2.5	3.5	0.5	7.75	0.9	9.80	TMD:	33.890	35.050		
			 STV	2004	2.0	1.5	2.0	2.0	2.5	2.0	2.0	1.5	3.0	3.5	1.0	7.70	0.9	9.95	15.44	35.050		
			 STV																	TMD:	16.50	
16.	KRUMMENACHER HITZ	Elio Nando	 STV	2009	2.5	3.5	2.0	2.5	4.0	2.0	3.5	2.0	4.0	2.0	0.5	7.15	3.1	9.35	TMD:	34.460	34.830	
			 STV	2007	2.5	3.0	2.0	3.0	2.5	2.0	3.5	2.5	2.5	2.5	1.0	7.30	3.1	9.45	14.86	34.830		
			 STV																	TMD:	14.98	
17.	HANSELMANN LUNENO	Nina Amina	 STV	2005	4.0	3.0	3.0	3.0	2.5	2.5	4.0	3.0	2.5	2.0	0	7.05	1.5	9.70	TMD:	32.610	32.610	
			 STV	2003																14.36	0	
			 STV																			

Generated by sporttech.io official scoring system at Mar 27, 2022 3:05:04 PM. Live results at www.sporttech.io/explore.





20. Schloss Cup *Event subtitle*
Synchronised trampoline – Synchron U15 – Final


					S1	S2	S3	S4	S5	S6	S7	S8	S9	S10	L	E	D	HD	Syn	Total	Score
1.	LOCHER Elia RÜFENACHT Sina	TV Liestal - NKL TV Liestal - NKL	2008 2008	2008	0.5	0.5	0.5	1.0	2.0	2.0	1.0	1.5	1.0	2.0	0	8.80	6.4	9.60	TMD: 18.62	43.420	43.420
2.	MANGOLD Mia WIDMER Livia	TV Liestal - NKL TV Liestal - NKL	2009 2009	2009	1.0	1.0	1.5	1.0	2.0	3.0	2.5	1.5	2.0	2.5	0.5	8.15	6.4	9.40	TMD: 17.82	41.770	41.770
3.	DE PELLEGRIN Jamie FLURY Marius	TV Grenchen TV Grenchen	2008 2008	2008	1.5	1.5	2.0	2.0	2.5	2.5	2.5	1.5	2.0	2.0	1.0	7.90	4.4	9.65	TMD: 18.44	40.390	40.390
4.	GRAF Sheryl MESSMANN Caroline	STV Möriken- Wildegg STV Möriken- Wildegg	2009 2009	2009	2.5	2.5	2.5	3.0	3.0	2.0	2.0	1.5	2.0	3.5	0	7.55	3.2	9.60	TMD: 18.58	38.930	38.930
5.	NILSEN Liam STECK Noël	TV Liestal - NKL TV Liestal - NKL	2009 2010	2010	0.5	1.0	1.5	1.5	3.0	2.0	3.0	2.5	1.5	2.5	0.5	8.05	5.5	9.50	TMD: 15.52	38.570	38.570
6.	STUCKI Floris STUCKI Ladina	STV Winterthur - ZTV STV Winterthur - ZTV	2010 2008	2008	1.5	1.5	2.0	1.0	1.5	1.5	2.0	3.0	2.5	2.5	0.5	8.05	2.5	9.95	TMD: 17.78	38.280	38.280
7.	TRAN Kysha VON Elin WARTBURG	STV Luzern STV Luzern	2008 2008	2008	1.5	1.5	1.0	1.0	1.5	1.5	2.0	2.5	2.5	3.0	1.0	8.10	1.7	9.65	TMD: 18.20	37.650	37.650
8.	BÜTTNER Matteo SCHERER Jonas	TV Stäfa - ZTV TV Mettmenstetten - ZTV	2011 2009	2009	1.0	1.0	2.0	2.5								3.35	1.0	3.85	TMD: 5.70	13.900	13.900





20. Schloss Cup *Event subtitle*
Synchronised trampolines – Synchron U15 – Qualification

				S1	S2	S3	S4	S5	S6	S7	S8	S9	S10	L	E	D	HD	Syn	Total	Score		
1.	LOCHER RÜFENACHT	Elia Sina	TV Liestal - NKL	2008	0.5	1.0	2.0	2.0	2.0	1.0	2.0	2.0	2.0	0.5	8.30	6.4	9.25	TMD:	42.410	42.410		
				2008	2.0	2.0	2.0	2.5	2.0	1.5	2.5	1.5	2.0	2.0	0.5	7.95	8.5	9.15	18.46	41.720		
		TV Liestal - NKL																		TMD:	16.12	
2.	DE PELLEGRIN FLURY	Jamie Marius	TV Grenchen	2008	1.0	1.5	2.0	2.0	2.0	2.5	2.5	2.5	3.0	1.0	7.80	4.4	9.30	TMD:	40.680	40.680		
				2008	1.5	1.5	1.5	2.5	2.5	2.5	3.0	2.0	2.5	3.0	0.5	7.70	4.4	9.15	19.18	37.130		
		TV Grenchen																		TMD:	15.88	
3.	NILSEN STECK	Liam Noël	TV Liestal - NKL	2009	1.0	1.5	1.5	2.0	3.0	1.5	1.5	2.5	2.5	0.5	8.00	5.5	9.35	TMD:	39.210	39.210		
				2010	1.0	1.5	1.5	2.0	2.5	2.5	2.0	2.5	1.5	2.5	0	8.05	5.5	9.50	16.36	37.870		
		TV Liestal - NKL																		TMD:	14.82	
4.	STUCKI STUCKI	Floris Ladina	STV Winterthur - ZTV	2010	1.0	2.0	2.0	1.0	1.5	1.5	2.0	2.5	3.0	2.5	1.0	8.00	2.5	9.75	TMD:	37.130	38.620	
				2008	1.0	1.0	1.5	1.0	1.0	1.5	1.5	2.5	3.0	2.5	0.5	8.30	2.5	9.90	16.88	38.620		
		STV Winterthur - ZTV																		TMD:	17.92	
5.	GRAF MESSMANN	Sheryl Caroline	STV Möriken- Wildeg	2009	3.0	3.5	2.5	3.0	3.5	2.5	3.0	2.0	2.5	3.5	0	7.10	3.2	9.65	TMD:	38.610	38.610	
				2009	2.5	3.0	2.5	3.0	3.0	2.5	2.5	2.0	2.5	3.5	0	7.30	3.2	9.70	18.66	38.560		
		STV Möriken- Wildeg																		TMD:	18.36	
6.	MANGOLD WIDMER	Mia Livia	TV Liestal - NKL	2009	0.5	1.0	1.5	2.0	3.0	2.5	2.0	2.0	2.0	0.5	8.10	6.4	9.40	TMD:	38.480	38.480		
				2009	0.5	2.5	2.0	1.5	2.5	2.5	2.0	2.5	2.0	2.0	1.5	7.85	6.4	9.40	14.58	37.050		
		TV Liestal - NKL																		TMD:	13.40	
7.	BÜTTNER SCHERER	Matteo Jonas	TV Stäfa - ZTV Mettmenstetten - ZTV	2011	1.0	1.5	2.0	1.5	2.0	2.5	2.0	2.5	3.0	0.5	7.90	3.0	9.80	TMD:	37.580	37.580		
				2009	0.5	1.0	2.5	2.0	2.0	2.5	1.5	2.0	2.0	2.5	0.5	8.10	3.0	9.70	16.88	35.000		
		TV Stäfa - ZTV Mettmenstetten - ZTV																		TMD:	14.20	
8.	TRAN VON WARTBURG	Kysha Elin	STV Luzern	2008	2.0	1.5	1.5	1.5	2.0	2.0	1.5	2.5	2.0	3.5	0.5	7.95	1.7	9.90	TMD:	37.550	37.550	
				2008	2.0	2.0	1.0	1.5	2.0	1.5	2.0	2.5	1.5	3.0	0.5	8.05	1.7	9.75	18.00	37.160		
		STV Luzern																		TMD:	17.66	
9.	DAHINDEN NEUVELT	Maurice Sara	STV Winterthur	2009	3.0	4.0	3.0	3.0	3.5	3.5	2.0	2.5	3.5	2.5	2.0	6.75	3.3	9.50	TMD:	37.370	37.370	
				2008	2.5	3.5	3.5	4.0	4.0	4.5	3.5	2.5	3.5	2.0	0	6.65	3.3	9.45	17.82	34.160		
		STV Winterthur																		TMD:	14.76	
10.	STUDER WELTER	Julie Esra	BTV Bern	2008	3.5	2.5	2.5	2.0	2.5	3.5	2.5	3.5	3.0	4.0	0.5	7.00	1.4	9.65	TMD:	34.910	36.910	
				2010	3.5	2.0	2.0	2.5	2.0	3.5	3.0	2.5	2.5	4.0	0	7.25	1.4	9.70	16.86	36.910		
		BTV Bern																		TMD:	18.56	
11.	BRUGGESSER WIRTH	Aylin Layah	STV Winterthur	2008	4.0	3.5	3.5	2.5	2.0	4.0	2.5	2.5	3.5	2.5	0	6.95	2.1	9.80	TMD:	36.910	36.910	
				2008	4.0	3.0	3.5	2.0	2.5	4.5	2.5	2.0	3.0	2.5	0	7.05	2.1	9.80	18.06	-0.2		
		STV Winterthur																		TMD:	17.80	→
																					36.550	
12.	HITZ HESS	Sina Mia	STV Luzern	2011	3.0	2.5	2.5	2.0	2.5	4.0	2.5	2.5	3.0	4.0	0	7.15	1.9	9.50	TMD:	35.870	36.480	
				2009	3.0	3.0	2.5	2.0	2.0	4.0	3.0	2.5	2.5	4.5	1.0	7.00	1.9	9.50	17.32	36.480		
		STV Luzern																		TMD:	18.08	
13.	BÄCHI LÜBER	Gian Mike	STV Winterthur	2008																0	28.950	
				2010	3.0	3.5	4.0	4.0	4.0	4.0	4.0	4.0	4.0	4.0	4.0	4.0	4.0	5.55	3.8	8.30	TMD:	28.950
		STV Winterthur																		TMD:	11.30	

			S1	S2	S3	S4	S5	S6	S7	S8	S9	S10	L	E	D	HD	Syn	Total	Score
14.	BRUNO HAUENSTEIN	Simona Luana	 STV Möriken- Wildeg  STV Möriken- Wildeg	2008 2009	3.5	3.5	3.0	2.0						2.80	0.9	3.85	TMD: 4.66	12.210 0	12.210

Generated by sporttech.io official scoring system at **Mar 27, 2022 3:08:01 PM**. Live results at www.sporttech.io/explore.





20. Schloss Cup *Event subtitle*
Synchronised trampoline – Synchron U13 – Final

					S1	S2	S3	S4	S5	S6	S7	S8	S9	S10	L	E	D	HD	Syn	Total	Score
1.	EGLINGER WÄHRER	Lias Elisha	STV Möriken- Wildeg STV Möriken- Wildeg	2011 2010	3.0	3.0	2.0	3.0	2.5	3.0	2.5	2.0	2.5	3.5	0	7.30	2.1	9.60	TMD: 18.62	37.620	37.620
2.	KÄSER KELLER	Dario Mika	TV Grenchen TV Grenchen	2010 2011	2.0	2.5	1.5	2.0	2.5	1.5	2.0	2.5	3.0	3.5	5.0	7.20	5.0	9.60	TMD: 15.36	37.160	37.160
3.	BRACK FISCHER	Alessia Maylen	STV Möriken- Wildeg STV Möriken- Wildeg	2011 2012	1.5	1.5	2.5	2.5	2.0	2.0	1.5	1.5	2.0	4.0	0	7.90	1.3	9.60	TMD: 17.42	36.220	36.220
4.	VENTURIERE WYSS	Viola Djela	TV Liestal - NKL TV Liestal - NKL	2011 2011	2.0	1.5	0.5	3.0	2.0	2.0	1.5	1.5	2.5	2.5	0	8.10	1.5	9.60	TMD: 15.46	34.660	34.660
5.	GROSSE SIGEL	Melissa Sophia	TV Liestal - NKL TV Liestal - NKL	2013 2013	1.5	1.0	1.0	1.5	1.5	1.0	1.0	1.0	1.0			7.95	0.4	9.00	TMD: 15.60	32.950	32.950
6.	SCHUBNELL VERBIEST	Ilenia Lucien	STV Winterthur STV Winterthur	2012 2013	2.0	2.0	2.0	2.0	2.5	2.0	2.5	2.0	2.5	3.0	0	7.75	0.6	10.00	TMD: 14.58	32.930	32.930
7.	KUHN SCHLEMMER	Mara Xenia	STV Möriken- Wildeg STV Möriken- Wildeg	2012 2012	2.0	2.0	2.0	2.0	2.5	3.0	2.5	2.0	2.0	2.0	0	7.80	0.6	10.00	TMD: 14.10	32.500	32.500
8.	KIRMSER RÜFENACHT	Milla Mari	TV Liestal - NKL TV Liestal - NKL	2012 2012	1.5	1.5	0.5									2.65	0.4	2.90	TMD: 5.12	11.070	11.070





20. Schloss Cup *Event subtitle*
Synchronised trampoline – Synchron U13 – Qualification

			S1	S2	S3	S4	S5	S6	S7	S8	S9	S10	L	E	D	HD	Syn	Total	Score					
1.	KÄSER KELLER	Dario Mika	TV Grenchen	2010	2.0	2.5	2.0	2.0	2.0	2.5	3.0	3.0	4.0	3.0	1.0	7.30	5.0	9.50	TMD:	40.340	40.340			
				2011	2.0	3.0	1.5	2.0	2.5	2.5	2.5	2.5	3.5	3.0	3.0	2.0	7.25	5.0	9.35	18.54		39.900		
			TV Grenchen																		TMD:	18.30		
2.	KIRMSE RÜFENACHT	Milla Mari	TV Liestal - NKL	2012	1.5	1.5	0.5	2.5	0.5	1.0	1.0	1.0	2.5	2.0	0	8.60	1.5	9.80	TMD:	35.860	37.560			
				2012	1.5	2.0	0.5	2.5	0.5	1.0	1.0	1.0	2.5	2.0	0	8.55	1.5	9.85	15.96	-0.4				
							TV Liestal - NKL																	
3.	KUHN SCHLEMMER	Mara Xenia	STV Möriken- Wildegg	2012	3.0	2.5	2.0	2.0	2.0	2.0	2.0	2.0	2.0	2.0	0	7.85	0.6	9.95	TMD:	37.360	37.360			
				2012	3.0	2.5	2.0	2.0	2.5	2.0	2.0	2.0	2.0	2.0	1.0	7.70	0.6	9.80	18.96	36.780				
							STV Möriken- Wildegg																	
4.	BRACK FISCHER	Alessia Maylen	STV Möriken- Wildegg	2011	1.5	1.5	2.5	2.0	2.0	2.0	2.0	1.5	2.0	3.5	5.0	7.45	1.3	9.70	TMD:	36.450	37.360			
				2012	1.5	2.0	3.0	2.0	2.0	2.0	2.0	1.5	2.0	3.5	0.5	7.80	1.3	9.60	18.00	37.360				
							STV Möriken- Wildegg																	
5.	GROSSE SIGEL	Melissa Sophia	TV Liestal - NKL	2013	1.0	1.5	1.5	1.5	1.5	1.0	1.0	1.0	1.0	1.0	0.5	8.75	0.6	9.90	TMD:	36.330	37.350			
				2013	1.0	1.5	1.0	1.5	1.5	1.0	0.5	0.5	1.0	1.0	0	8.95	0.6	10.00	17.08	37.350				
							TV Liestal - NKL																	
6.	SCHUBNELL VERBIEST	Ilenia Lucien	STV Winterthur	2012	2.0	2.0	2.0	2.0	3.0	2.5	2.0	2.0	3.0	3.0	1.5	7.50	0.6	9.95	TMD:	34.070	37.130			
				2013	2.0	1.5	2.0	2.0	2.5	2.5	3.0	2.5	3.0	2.5	0.5	7.60	0.6	9.95	16.02	37.130				
							STV Winterthur																	
7.	VENTURIERE WYSS	Viola Djela	TV Liestal - NKL	2011	2.5	2.0	2.0	2.5	2.0	2.0	2.0	2.0	3.0	2.5	0	7.75	1.5	9.55	TMD:	33.780	37.010			
				2011	2.0	2.0	1.0	3.0	2.0	1.5	1.0	2.0	2.5	2.0	0	8.10	1.5	9.75	14.98	37.010				
							TV Liestal - NKL																	
8.	EGLINGER WÄHRER	Lias Elisha	STV Möriken- Wildegg	2011	1.5	3.0	2.0	2.5	3.0	1.5	1.5	1.5	2.0	3.5	1.0	7.70	1.3	9.85	TMD:	33.830	36.840			
				2010	2.5	3.0	2.0	2.5	2.0	3.0	2.0	2.0	2.0	3.5	0	7.55	2.1	9.75	14.98	36.840				
							STV Möriken- Wildegg																	
9.	GALLUCCIO OLIVEIRA	Chiara Carolina	TV Liestal - NKL	2012	2.0	2.0	1.0	3.0	1.5	2.0	1.5	1.5	3.0	3.0	0.5	7.90	1.5	9.65	TMD:	36.490	36.810			
				2012	2.0	2.0	1.0	3.0	2.0	2.0	1.5	2.0	3.0	2.0	0.5	7.90	1.5	9.75	17.44	36.810				
							TV Liestal - NKL																	
10.	RATSCHOB SCHULER	Flurin Sandro	TC Waltenschwil	2011	2.0	2.0	2.0	3.0	2.5	2.5	2.0	2.5	3.0	2.5	0.5	7.55	0.9	9.90	TMD:	36.130	36.750			
				2011	2.0	2.0	2.0	2.5	2.5	2.5	2.0	1.5	2.0	2.5	0.5	7.80	0.9	9.85	17.78	36.750				
							TC Waltenschwil																	
11.	JACCARD NOTHSTEIN	Mia Marlene	TV Liestal - NKL	2011	1.5	2.0	1.0	2.5	3.0	0.5	1.0	1.0	2.0	2.0	0	8.35	2.5	9.70	TMD:	36.390	36.390			
				2011	1.5	1.5	1.0	2.0	2.5	0.5	0.5	2.0	2.0	1.5	0	8.50	2.5	9.60	15.84	33.740				
							TV Liestal - NKL																	
12.	HEINIGER HESS	Ronja Ella	STV Luzern	2012	2.0	2.0	1.5	1.5	1.5	2.0	2.5	2.0	2.5	2.5	0	8.00	0.7	10.00	TMD:	36.320	36.320			
				2012	2.0	1.5	2.0	2.0	2.0	2.5	2.5	2.0	2.0	2.0	0	7.95	0.7	9.80	17.62	35.830				
							STV Luzern																	
13.	AERNI WÄHRER	Yara Canoa	STV Möriken- Wildegg	2010	2.0	2.0	1.5	2.0	2.0	2.5	2.0	2.0	2.5	1.5	1.0	7.90	0.6	9.85	TMD:	33.130	36.210			
				2012	1.5	2.5	2.0	2.0	1.5	2.5	1.5	1.5	2.0	1.5	0	8.15	0.6	9.90	14.78	36.210				
							STV Möriken- Wildegg																	

				S1	S2	S3	S4	S5	S6	S7	S8	S9	S10	L	E	D	HD	Syn	Total	Score		
14.	HUBSCHMID MAMBELLI	Lara Giulia	RTM TV Rütli	2013	1.5	1.5	2.0	1.5	1.0	2.5	3.5	2.0	3.0	3.0	0.5	7.80	0.8	9.90	TMD:	-0.2	36.100	
				2010	1.5	2.0	2.0	2.0	1.0	1.5	2.0	2.5	3.0	0.5	7.95	0.8	9.75	16.82	→		TMD:	35.120
																			17.60	36.100		
15.	BRINER SPIELMANN	Mira Timea	STV Winterthur	2011	2.0	2.0	1.0	2.5	1.5	2.0	2.0	2.0	2.0			7.30	0.8	8.95	TMD:	33.450	35.970	
				2011	2.5	2.0	1.5	2.0	2.0	2.0	2.0	2.5	2.5	3.0	0.5	7.75	1.0	9.90	16.40		35.970	
																						TMD:
16.	EITNER KADRIU	Nikita Robert	TV Liestal - NKL	2012	2.0	1.5	1.5	2.0	1.5	1.5	2.0	1.5	2.5	2.0	0	8.20	1.5	9.95	TMD:	34.950	34.950	
				2012	1.5	1.5	1.5	2.0	0.5	1.5	1.5	1.5	2.5			7.60	1.4	8.95	15.30		33.650	
																					TMD:	15.70
17.	GROSSE BORER	Annabelle Elina	TV Liestal - NKL	2013	0.5	1.0	1.5	1.5	1.5	1.0	1.5	2.0	1.5	1.5	0	8.65	0.6	9.90	TMD:	34.850	34.850	
				2013	1.5	1.5	1.5	1.5	1.5	1.0	2.0	1.0	1.5	1.5	1.0	8.45	0.6	9.85	15.70		33.920	
																					TMD:	15.02
18.	MÖSCH MELETTA	Elishua Elisa	TV Grenchen	2010	2.5	2.0	2.0	2.0	2.0	3.0	3.5	3.0	3.0			6.70	0.5	8.80	TMD:	31.260	34.600	
				2010	2.0	2.0	2.0	2.0	2.0	3.0	3.0	3.0	3.0	3.0	0	7.50	0.6	9.90	15.26		34.600	
																					TMD:	16.60
19.	GSCHWEND SHUKAKIDZE	Linda Alva	TV Grünigen - ZTV	2013	3.5	2.5	2.0	2.0	2.0	2.0	2.5	2.5	2.5	2.0	0.5	7.60	1.1	9.55	TMD:	33.510	33.860	
				2012	3.5	2.5	2.0	2.0	2.0	2.5	3.5	3.5	2.5	2.0	0.5	7.35	1.1	9.25	15.26		33.860	
																					TMD:	16.16
20.	PELENK SULZER	Can Luna	TV Mettmenstetten - ZTV	2012	1.0	1.5	1.5	1.5	1.0	1.0	2.5	2.0	2.5	3.0	1.0	8.15	3.0	9.55	TMD:	33.680	33.680	
				2011	1.0	1.5	1.5	1.0	1.0	1.5	2.0	2.0	2.0	2.5	0.5	8.35	3.0	9.65	12.98		32.820	
																					TMD:	11.82
21.	MOSER RAMANAN	Xenia Aneesha	TV Liestal - NKL	2012	3.5	3.0	1.5	3.5	2.5	2.0	2.0	2.5	4.0	3.0	0	7.25	1.5	9.50	TMD:	30.490	30.490	
				2012	4.5	3.0	1.5	4.0	2.0	2.0	2.0	2.0	4.0	3.0	0.5	7.15	1.5	9.30	12.24		29.350	
																					TMD:	11.40

